

Stecktüllen
Adapter
Verteilerleisten

Douilles cannelées
Adaptateurs
Éléments de
distribution

Hose nipples
Adaptors
Distributor
elements



Seite/Page/Page

Seite/Page/Page

Seite/Page/Page

PVDF Gerade Tülle
 Douille droite double en PVDF
 Straight hose nipple of PVDF



9.8

LO PVDF 1000

PVDF Gerade Tülle reduziert
 Douille droite double en PVDF réduite
 Straight hose nipple of PVDF reduced



9.8

LO PVDF 1000 RED

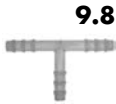
PVDF Winkel
 Coude en PVDF
 Elbow of PVDF



9.8

LO PVDF 2000

PVDF T-Stück
 Té en PVDF
 Tee hose nipple of PVDF



9.8

LO PVDF 3000

PVDF Winkelverteiler 60°
 Distributeur 60° en PVDF
 Distributor 60° of PVDF



9.9

LO PVDF 3000 Y


Gerade Tülle
 Douille droite double
 Straight hose nozzle



9.10

LO 1000

Gerade Tülle reduziert
 Douille droite double réduite
 Straight hose nozzle reduced



9.10

LO 1000 RED

Tülle mit Schottbefestigung
 Douille pour passage de cloison
 Panel mount hose nozzle



9.10

LO 1500

Tülle mit Schottbefestigung reduziert
 Douille pour passage de cloison réduite
 Panel mount hose nozzle reduced

9.11

LO 1500 RED

Einschraubtülle
 Douille cannelée à visser
 Male adaptor hose nozzle



9.11

LO 1100

Winkelverteiler 60°
 Distributeur 60°
 Distributor 60°



9.12

LO 3000 60

T-Stück
 Té
 Tee hose nipple



9.12

LO 3000 T

Kreuz-Stück
 Croix
 Cross hose nipple



9.12

LO 4000

Verteilerleiste PVDF
 Distributeur PVDF
 Manifolds PVDF



9.52

MF 21

Sonderausführungen:
Exécution en option:
Optional Services:



Spezialreinigung - entfettet
 Traitement spécial - sans silicone
 Special treatment - degreased

Seite/Page/Page

Seite/Page/Page

Adapter PVDF
Adaptateurs PVDF
Adaptors PVDF

Reduziermuffe
 Réduction femelle-femelle
 Female reduction socket



9.14

SO 20031

Reduziernippel
 Réduction femelle-mâle
 Male reduction nipple



9.14

SO 20041

Sechskant-Verschlusschraube
 Bouchon mâle à 6 pans
 Male hexagon plug



9.15

SO 20371

Einschraubtülle
 Douille cannelée à visser
 Male adaptor hose nozzle



9.15

SO 20511

Doppelnippel konisch-konisch
 Mamelon mâle-mâle conique-conique
 Male adaptor tapered-tapered



9.16

SO 21109

Adapter Kunststoff PA
Adaptateurs plastique PA
Adaptors plastic PA

Einschraubtülle
 Douille cannelée à visser
 Male adaptor hose nozzle



9.17

SO 30511

Sonderausführungen:
Exécution en option:
Optional Services:



Spezialreinigung - entfettet
 Traitement spécial - sans silicone
 Special treatment - degreased



Vorbeschichtete Gewinde mit Loctite 5061
 Filetages pré enduits avec Loctite 5061
 Pre-coated threads with Loctite 5061



Vorbeschichtete Gewinde PTFE-Band umwickelt
 Filetages pré enduits avec ruban en PTFE
 Pre-coated threads with PTFE-tape

Seite/Page/Page

Seite/Page/Page

Seite/Page/Page

**Adapter Messing M
Adaptateurs laiton M
Adaptors brass M**

Reduziermuffe
Manchon de réduction
Female reduction muff

9.22



Schott-Doppelnippel zylindrisch
Adaptateur mâle cylindrique pour
cloison
Panel male adaptor parallel

9.30



SO 40031

SO 01500

Rohnippel
Mamelon
Double nipple

9.18



Reduziernippel
Réduction femelle-mâle
Male reduction nipple

9.24



Winkel zylindrisch
Coude cylindrique
Elbow union parallel

9.30



AD CNS 40

SO 40041

SO 02000

Aufschraub-Winkel
Coude double femelle
Female elbow

9.18



Verschlusschraube
Bouchon d'obturation
Screw plug

9.26



Winkel zylindrisch/kegelig
Coude cylindrique/conique
Elbow union parallel/tapered

9.31



AD FE 40

SO 40371

SO 02400

Aufschraub-T
Té triple femelle
Female tee

9.18



Einschraubtülle
Douille canelée à visser
Male adaptor hose nipple

9.26



T-Stück zylindrisch
Pièce Té cylindrique
Tee parallel

9.31



AD FT 40

SO 40511

SO 03000

Sechskant-Muffe
Manchon double
Hex coupling

9.19

Schlauchklemme
Collier de serrage
Hose clip

9.27



**Adapter Messing CV
Adaptateurs laiton CV
Adaptors brass CV**

AD HC 40

SO 40512

Rohrkappe
Capuchon femelle
Hex cap

9.19



**Adapter Messing G
Adaptateurs laiton G
Adaptors brass G**

Reduziermuffe
Réduction femelle-femelle
Female reduction socket

9.32



AD HCP 40

SO 80031

Doppelnippel
Adaptateur mâle
Male adaptor

9.20



Doppelnippel zylindrisch
Adaptateur mâle cylindrique
Male adaptor parallel

9.28



Reduziernippel
Réduction femelle-mâle
Male reduction nipple

9.32



AD HN 40

SO 01020

SO 80041

Verschlussstopfen 6kt
Bouchon mâle
Hex plug

9.20



Anschlussmuffe zylindrisch
Adaptateur femelle cylindrique
Female adaptor

9.29



Verschlusschraube
Bouchon d'obturation
Screw plug

9.33



AD HP 40

SO 01200

SO 80371

Seite/Page/Page

9.33

Einschraubtülle
 Douille cannelée à visser
 Male adaptor hose nozzle



SO 80511

Sonderausführungen:

Exécution en option:

Optional Services:



Spezialreinigung - entfettet
 Traitement spécial - sans silicone
 Special treatment - degreased



Vorbeschichtete Gewinde mit Loctite 5061
 Filetages pré enduits avec Loctite 5061
 Pre-coated threads with Loctite 5061



Vorbeschichtete Gewinde PTFE-Band umwickelt
 Filetages pré enduits avec ruban en PTFE
 Pre-coated threads with PTFE-tape


























Chemisch vernickelt
 Nickelage chimique
 Chemical nickel-plated



Messing bleifrei
 Laiton sans plomb
 Unleaded brass

KOVARZ S.r.l.

	Seite/Page/Page		Seite/Page/Page		Seite/Page/Page
Adapter Edelstahl Adaptateurs inox Adaptors stainless steel		Reduziernippel Réduction Hex bushing	9.39 	Verschlusschraube mit Innen-Ökt Bouchon d'obturation Screw Plug	9.45 
			AD RB 50 G-R		AD SP 50
Doppelnippel Mamelon double Hex nipple	9.35 	Muffe Manchon Adaptor	9.42 	Verschlusschraube Vis d'extrémité Screw plug	9.45 
	AD HN 50		AD C 50		AD HPS 50
Doppelnippel reduziert Mamelon double réduit Hex reducing nipple	9.36 	Halbe Muffe Manchon court Coupling short	9.42 	Verschlusschraube mit O-Ring Bouchon d'obturation avec joint torique Screw plug with O-Ring	9.45 
	AD HRN 50		AD CS 50		AD HPO 50
Rohrdoppelnippel Adaptateur mâle Barrel nipple	9.36 	Hochdruckanschweismuffe Manchon haute pression à souder High-pressure weld-on adaptor	9.43 	Verschlusschraube mit O-Ring (FPM) Bouchon d'obturation avec joint torique (FPM) Screw plug with O-Ring (FPM)	9.46 
	AD CN 50		AD FCW 50		AD HSPO 50
Rohnippel Mamelon Double nipple	9.37 	Sechskant-Muffe Manchon double Hex coupling	9.43 	Verschlusschraube mit Innen-Ökt Vis d'extrémité six pans creux Hexagon socket screw plug	9.46 
	AD CNS 50		AD HC 50		AD HSP 50
Rohranschweissnippel Raccord à souder Weld-on nipple	9.37 	Sechskant-Muffe reduziert Manchon double réduit Hex reducing coupling	9.43 	Sechskant-Kontermutter Ecrou à six pans Hex counter nut	9.46 
	AD CNW 50		AD HRC 50		AD HCN 50
Adapter Adaptateur Adapter	9.38 	Rohrkappe Capuchon femelle Hex cap	9.44 	Aufschraub-Winkel Coude double femelle Female elbow	9.47 
	AD A 50		AD HCP 50		AD FE 51
Adapter reduziert Adaptateur réduit Reducing adapter	9.38 	Verschlussstopfen Ökt Bouchon mâle Hex plug	9.44 	Einschraub-/Aufschraub-Winkel Coude femelle - mâle Street elbow	9.47 
	AD RA 50 G-R		AD HP 50		AD SE 51

Seite/Page/Page

9.47
 Aufschraub-T
 Té triple femelle
 Female Tee



AD FT 51

9.48
 6kt-Nippel
 Raccord six pans
 Hexagon nipple



ADH A 50

9.48
 6kt-Doppelnippel
 Raccord six pans
 Hexagon barrel nipple



ADH HNC 50

9.48
 Doppelnippel
 Raccord double
 Barrel nipple



ADH HNIC 50

9.49
 Einschraubtülle
 Douille canellée à visser
 Male adaptor hose nozzle





SO 50511


Sonderausführungen:

Exécution en option:

Optional Services:

 Spezialreinigung - entfettet
 Traitement spécial - sans silicone
 Special treatment - degreased

 Vorbeschichtete Gewinde mit Loctite 5061
 Filetages pré enduits avec Loctite 5061
 Pre-coated threads with Loctite 5061

 Vorbeschichtete Gewinde PTFE-Band umwickelt
 Filetages pré enduits avec ruban en PTFE
 Pre-coated threads with PTFE-tape

Steckfüllen

Eigenschaften, Besonderheiten

- einfache Schlauchverbindung
- platzsparend
- preisgünstig
- robuste Messingausführung
- grösserer freier Querschnitt als entsprechende Kunststofffüllen

Anwendung

Zur Verbindung von Schläuchen z.B. in Mess- und Regeltechnik, Labor oder Schalttafelbau.

Rohre

Schläuche aus Weich-PVC und andere Schläuche, deren Werkstoffe genügend Elastizität aufweisen, um die Aufweitung auf Dauer schadlos zu vertragen, z.B. Gummi, Polyurethan oder Polyamid weich, sind geeignet.

Werkstoff

Kunststoff PVDF, Messing vernickelt

Nenndruck PN

Bis PN 6. Die anwendbaren Betriebsdrücke hängen von den verwendeten Schläuchen ab. Bei höheren Belastungen oder ungenügender Spannkraft des Schlauches sind zusätzliche Befestigungen erforderlich (z.B. Schlauchschellen).

Douilles cannelées

Généralités

- connexions simples
- peu encombrants
- avantageux
- exécution solide entièrement en laiton
- plus grand passage par rapport aux éléments en plastique

Application

Pour connexion des tubes dans des systèmes de mesure et de réglage, pour l'utilisation dans des laboratoires et dans la construction de tableaux de commande etc.

Tubes

Des tubes en PVC souple et, à condition que le matériau présente une élasticité suffisante pour pouvoir supporter l'élargissement sans dommage, également des tubes en caoutchouc, en polyamide ou en polyuréthane souple, sont utilisables.

Matériaux

Plastique PVDF, Laiton nickelé

Pressions nominales PN

Jusqu' à une pression nominale de 6 bars. Les pressions de service dépendent du genre de tube utilisé. Lorsque les sollicitations sont élevées ou si le tuyau ne présente pas une force d'auto-serrage suffisante, il est nécessaire de prévoir un dispositif de fixation supplémentaire tel que des colliers de fixation par exemple.

Hose nipples

Characteristics, specialities

- simple hose connections
- space-saving
- inexpensive
- made of brass, robust construction
- substantially greater flow cross-section compared with the similar article in plastic

Application

For tube connection in gauging and regulating systems, laboratories, control panels etc.

Tubing

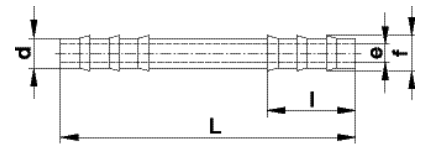
Soft PVC tubing. Also rubber, polyurethane or soft polyamide tubing is suitable, provided that the material is sufficiently elastic to stretch for an adequate length of time without suffering damage.

Material


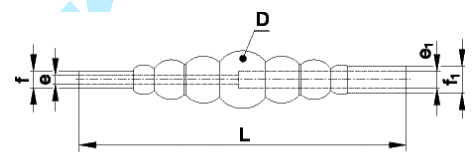
Plastic PVDF, Nickel plated brass

Nominal pressure PN

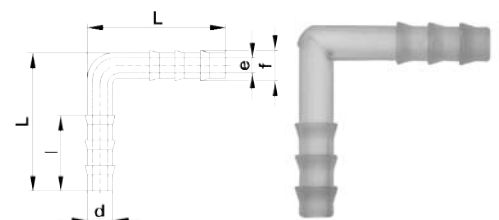
Up to PN 6. The relevant operating pressure will depend on the tube used, however. Under high load conditions or where the natural tube tension is insufficient, additional fixtures, e.g. hose clips, may be necessary.

PVDF Gerade Tülle
Douille droite double en PVDF
Straight hose nipple of PVDF

LO PVDF 1000

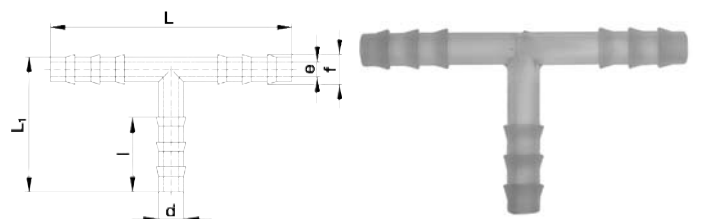
Type-d	Mat.-Nr.	L	f	l	e
LO PVDF 1000-4	366.1001.040	40.0	4.8	12.0	2.4
LO PVDF 1000-6	366.1001.060	49.0	6.8	12.0	3.9

PVDF Gerade Tülle reduziert
Douille droite double en PVDF réduite
Straight hose nipple of PVDF reduced

LO PVDF 1000 RED

Type-d-D	Mat.-Nr.	L	f1	f	e	e1
LO PVDF 1000-4-17	366.1005.047	96.5	8.0	5.0	2.8	5.2

PVDF Winkel
Coude en PVDF
Elbow of PVDF

LO PVDF 2000

Type-d	Mat.-Nr.	L	f	l	e
LO PVDF 2000-4	366.2001.040	21.5	4.8	10.5	2.7
LO PVDF 2000-6	366.2001.060	28.0	6.8	14.0	3.9


PVDF T-Stück
Té en PVDF
Tee hose nipple of PVDF

LO PVDF 3000

Type-d	Mat.-Nr.	L	L1	f	l	e
LO PVDF 3000-4	366.3001.040	39.0	21.5	4.8	10.5	2.7
LO PVDF 3000-6	366.3001.060	50.0	30.0	6.8	14.0	3.9

PVDF Winkelverteiler 60°

Distributeur 60° en PVDF

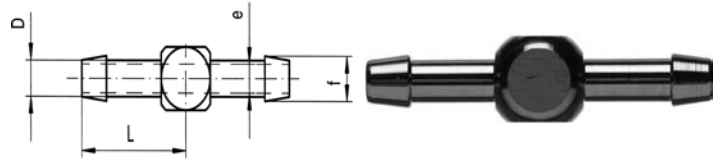
Distributor 60° of PVDF



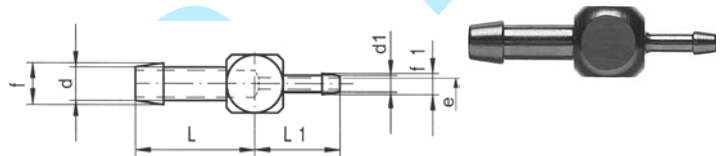
LO PVDF 3000 Y

Type-d	Mat.-Nr.	L	L1	f	l	e
LO PVDF 3000-4-Y60°	366.5001.040	28.0	21.0	4.8	10.5	2.7
LO PVDF 3000-6-Y60°	366.5001.060	31.5	25.0	6.8	14.0	3.9

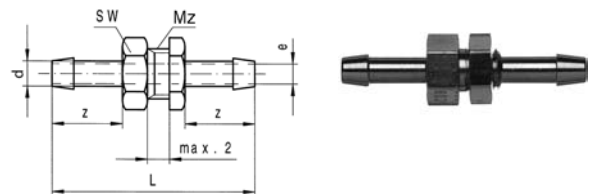
KOLVAZ S.r.l.

Gerade Tülle
Douille droite double
Straight hose nozzle

LO 1000

Type -d	Mat.-Nr.	L	f	e	kg/100
LO CV 1000-1.5	366.1000.015	8.0	2.0	1.0	0.060
LO CV 1000-2	366.1000.020	9.0	2.5	1.4	0.070
LO CV 1000-2,5	366.1000.025	10.5	3.0	1.9	0.120
LO CV 1000-3	366.1000.030	12.0	3.8	2.3	0.060
LO CV 1000-4	366.1000.040	14.5	5.0	3.2	0.325

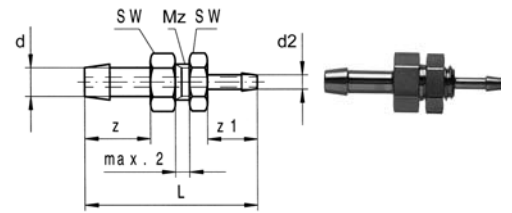
Gerade Tülle reduziert
Douille droite double réduite
Straight hose nozzle reduced

LO 1000 RED

Type -d -d1	Mat.-Nr.	L	L1	f	e	kg/100
LO CV 1000-2-1.5	366.1004.013	9.0	8.0	2.5	1.0	0.060
LO CV 1000-2.5-1.5	366.1004.010	10.5	8.5	3.0	1.0	0.110
LO CV 1000-2.5-2	366.1004.012	10.5	9.5	3.0	1.4	0.110
LO CV 1000-3-1.5	366.1004.014	12.0	9.0	3.8	1.0	0.180
LO CV 1000-3-2	366.1004.020	12.0	10.0	3.8	1.4	0.180
LO CV 1000-4-1.5	366.1004.028	14.5	9.5	5.0	1.0	0.290
LO CV 1000-4-2	366.1004.030	14.5	10.5	5.0	1.4	0.300
LO CV 1000-4-2,5	366.1004.035	14.5	11.5	5.0	1.9	0.310
LO CV 1000-4-3	366.1004.040	14.5	12.5	5.0	2.3	0.320

Tülle mit Schottbefestigung
Douille pour passage de cloison
Panel mount hose nozzle

LO 1500

Type -d -Mz	Mat.-Nr.	SW	L	z	e	kg/100
LO CV 1500-1.5-M5	366.1500.006	7	20.0	6.0	1.0	0.240
LO CV 1500-2-M5	366.1500.020	7	22.0	7.0	1.4	0.240
LO CV 1500-2.5-M5	366.1500.030	7	24.0	8.0	1.9	0.250
LO CV 1500-3-M5	366.1500.050	7	26.0	9.0	2.3	0.260
LO CV 1500-4-M8x1	366.1500.090	10	32.0	11.0	3.2	0.670
LO CV 1500-4-G 1/8	366.1501.060	12	34.0	11.0	3.2	1.060

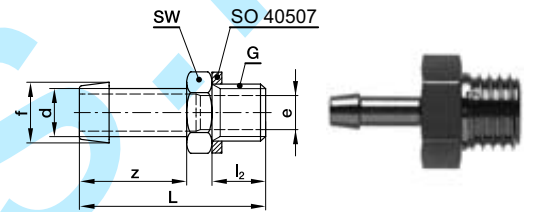
Tülle mit Schottbefestigung reduziert
Douille pour passage de cloison réduite
Panel mount hose nozzle reduced



LO 1500 RED

Type -d -d2 -Mz	Mat.-Nr.	SW	L	z1	z	kg/100
LO CV 1500-2-1.5-M5	366.1504.013	7	21.0	6.0	7.0	0.240
LO CV 1500-3-1.5-M5	366.1504.014	7	23.0	6.0	9.0	0.240
LO CV 1500-4-1.5-M5	366.1504.028	7	25.0	6.0	11.0	0.250
LO CV 1500-4-2-M5	366.1504.030	7	26.0	7.0	11.0	0.260
LO CV 1500-4-2.5-M5	366.1504.035	7	27.0	8.0	11.0	0.270
LO CV 1500-4-3-M5	366.1504.040	7	28.0	9.0	11.0	0.290

Einschraubtülle
Douille cannelée à visser
Male adaptor hose nozzle



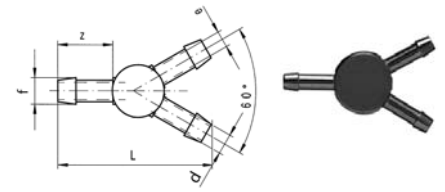
LO 1100

Type -d -G	Mat.-Nr.	SW	L	f	z	kg/100
G=Rohrgewinde (zylindrisch)	G=Filetage-gaz BSP (cylindrique)	G=BSP thread (straight)				
LO CV 1100-1.5-1/8	366.1141.009	12	18.0	2.0	6.0	0.640
LO CV 1100-2-1/8	366.1141.020	12	19.0	2.5	7.0	0.840
LO CV 1100-2,5-1/8	366.1141.030	12	20.0	3.0	8.0	0.775
LO CV 1100-3-1/8	366.1141.040	12	23.0	3.8	9.0	0.825
LO CV 1100-4-1/8	366.1141.060	12	23.0	5.0	11.0	0.810
LO CV 1100-1.5-M5	366.1143.006	7	14.0	2.0	6.0	0.170
LO CV 1100-2-M5	366.1143.020	7	15.0	2.5	7.0	0.190
LO CV 1100-2,5-M5	366.1143.030	7	16.0	3.0	8.0	0.185
LO CV 1100-3-M5	366.1143.050	7	17.0	3.8	9.0	0.200
LO CV 1100-4-M5	366.1143.080	7	19.0	5.0	11.0	0.210
LO CV 1100-1.5-M8x1	366.1143.011	10	16.0	2.0	6.0	0.490
LO CV 1100-2-M8x1	366.1143.035	10	17.0	2.5	7.0	0.480
LO CV 1100-2.5-M8x1	366.1143.043	10	18.0	3.0	8.0	0.440
LO CV 1100-3-M8X1	366.1143.060	10	19.0	3.8	9.0	0.500
LO CV 1100-4-M8X1	366.1143.090	10	21.0	5.0	11.0	0.460

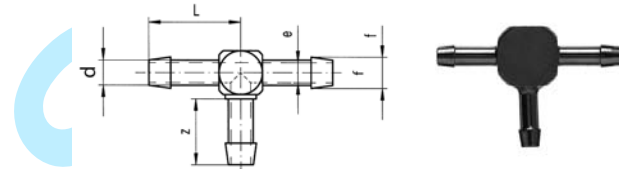
Die entsprechende Dichtung SO 40507 ist separat zu bestellen.

Le joint correspondant SO 40507 doit être commandé séparément.

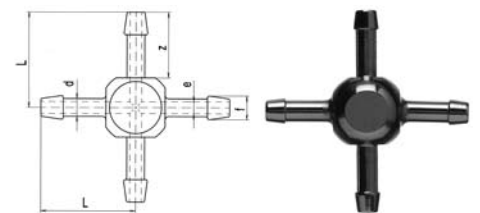
The appropriate washer SO 40507 should be ordered separately.

Winkelverteiler 60°
Distributeur 60°
Distributor 60°

LO 3000 60

Type -d	Mat.-Nr.	L	f	z	e	kg/100
LO CV 3000-1.5-Y60°	366.5000.015	9.0	2.0	6.0	1.0	0.100
LO CV 3000-2-Y60°	366.5000.020	10.0	2.5	7.0	1.4	0.110
LO CV 3000-2,5-Y60°	366.5000.025	11.5	3.0	8.0	1.9	0.150
LO CV 3000-3-Y60°	366.5000.030	12.0	3.7	9.0	2.3	0.440
LO CV 3000-4-Y60°	366.5000.040	16.0	5.0	11.0	3.2	0.485

T-Stück
Té
Tee hose nipple

LO 3000 T

Type -d	Mat.-Nr.	L	f	z	e	kg/100
LO CV 3000-1.5	366.3000.015	8.0	2.0	6.0	1.0	0.060
LO CV 3000-2	366.3000.020	9.0	2.5	7.0	1.4	0.092
LO CV 3000-2,5	366.3000.025	11.0	3.0	8.0	1.9	0.150
LO CV 3000-3	366.3000.030	12.0	3.8	9.0	2.3	0.235
LO CV 3000-4	366.3000.040	14.5	5.0	11.0	3.2	0.375

Kreuz-Stück
Croix
Cross hose nipple

LO 4000

Type -d	Mat.-Nr.	L	f	z	e	kg/100
LO CV 4000-1.5	366.4000.015	8.0	2.0	6.0	1.0	0.070
LO CV 4000-2	366.4000.020	9.0	2.5	7.0	1.4	0.085
LO CV 4000-2,5	366.4000.025	10.5	3.0	8.0	1.9	0.175
LO CV 4000-3	366.4000.030	12.0	3.8	9.0	2.3	0.280
LO CV 4000-4	366.4000.040	14.5	5.0	11.0	3.2	0.435

Adapter

Eigenschaften, Besonderheiten

- einfache Verbindungselemente mit Innen- und Aussengewinden, Anschlussstutzen und Tüllen
- zahlreiche Bauformen
- viele Kombinationsmöglichkeiten

Anwendung

Anschluss an Gewinde sowie an Kunststoffschläuche niedrige bis mittlere Drücke.

Werkstoff

PVDF, PA, Messing und Edelstahl

Adaptateur

Généralités

- éléments simples d'assemblage avec des filetages intérieurs et extérieurs, avec des pièces de raccordement et des douilles
- grand nombre de formes de construction
- multiples possibilités de combinaisons de montages

Application

Raccordement aux filetages ainsi qu'aux tuyaux en matière plastique pressions faibles à moyennes.

Matériaux

PVDF, PA, laiton, acier inoxydable

Adaptor

Characteristics, specialities

- simple connecting pieces with internal and external threads, nipples and hose nozzles
- large number of construction versions
- many possible combinations

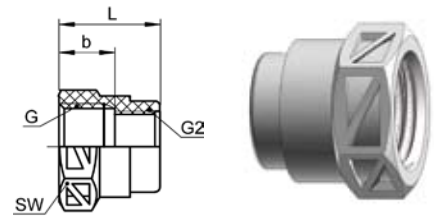
Application

Connection to threads as well as to plastic hoses low to medium operating pressures.

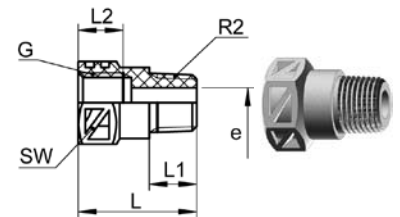
Material

PVDF, PA, brass, stainless steel

KOVARZ S.r.l.

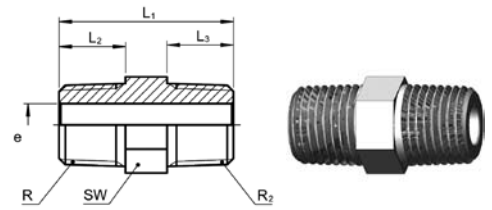
Reduziermuffe
Réduction femelle-femelle
Female reduction socket

SO 20031

Type -G-G2	Mat.-Nr.	bar	SW	L	b	kg/100
G=Rohrgewinde (zylindrisch)	G=Filetage-gaz BSP (cylindrique)			G=BSP thread (straight)		
G2=Rohrgewinde (zylindrisch)	G2=Filetage-gaz BSP (cylindrique)			G2=BSP thread (straight)		
SO 20031-1/8-1/8	126.0311.042	10	14	16.0	8.0	0.199
SO 20031-1/8-1/4	126.0311.044	10	17	17.0	11.0	0.323
SO 20031-1/8-3/8	126.0311.046	10	22	18.0	12.0	0.546
SO 20031-1/8-1/2	126.0311.048	10	27	21.0	14.0	1.081
SO 20031-1/4-1/4	126.0311.104	10	17	17.5	9.0	0.331
SO 20031-1/4-3/8	126.0311.106	10	22	19.0	12.0	0.568
SO 20031-1/4-1/2	126.0311.108	10	27	22.0	14.0	1.083
SO 20031-3/8-3/8	126.0311.166	10	22	19.0	9.5	0.558
SO 20031-3/8-1/2	126.0311.168	10	27	22.5	14.0	1.081

Reduziernippel
Réduction femelle-mâle
Male reduction nipple

SO 20041

Type -G-R2	Mat.-Nr.	bar	SW	L	L1	L2	kg/100
G=Rohrgewinde (zylindrisch)	G=Filetage-gaz BSP (cylindrique)			G=BSP thread (straight)			
R2=Rohrgewinde (kegelig)	R2=Filetage-gaz BSP (conique)			R2=BSP thread (tapered)			
SO 20041-1/8-1/8	126.0411.042	10	14	20.0	8.0	7.0	0.242
SO 20041-1/8-1/4	126.0411.044	10	14	24.0	12.0	7.0	0.327
SO 20041-1/8-3/8	126.0411.046	10	17	25.0	12.0	7.0	0.701
SO 20041-1/8-1/2	126.0411.048	10	22	30.0	16.0	7.0	1.154
SO 20041-1/4-1/8	126.0411.102	10	17	21.0	8.0	8.0	0.363
SO 20041-1/4-1/4	126.0411.104	10	17	25.0	12.0	8.0	0.515
SO 20041-1/4-3/8	126.0411.106	10	17	25.0	12.0	8.0	0.497
SO 20041-1/4-1/2	126.0411.108	10	22	30.0	16.0	8.0	1.106
SO 20041-3/8-1/4	126.0411.164	10	22	26.0	12.0	8.5	0.731
SO 20041-3/8-3/8	126.0411.166	10	22	26.0	12.0	8.5	0.862
SO 20041-3/8-1/2	126.0411.168	10	22	30.0	16.0	8.5	0.916

Doppelnippel konisch-konisch
Mamelon mâle-mâle conique-conique
Male adaptor tapered-tapered


SO 21109

Type -R -R2	Mat.-Nr.	SW	L1	L2	L3	e	kg/100
R=Rohrgewinde (kegelig)	R=Filetage-gaz BSP (conique)				R=BSP thread (tapered)		
SO 21109-1/8k - 1/8k	126.0641.042	10	21.0	8.0	8.0	5.1	0.208
SO 21109-1/8k - 1/4k	126.0641.044	14	26.5	8.0	12.0	5.1	0.449
SO 21109-1/4k - 1/4k	126.0641.104	14	30.5	12.0	12.0	6.7	0.577
SO 21109-1/4k - 3/8k	126.0641.106	17	31.0	12.0	12.0	6.7	0.817
SO 21109-1/4k - 1/2k	126.0641.108	22	36.0	12.0	16.0	6.7	1.359
SO 21109-3/8k - 3/8k	126.0641.166	17	30.0	12.0	12.0	8.0	0.935
SO 21109-3/8k - 1/2k	126.0641.168	22	36.0	12.0	16.0	8.0	1.489
SO 21109-1/2k - 1/2k	126.0641.228	22	40.0	16.0	16.0	12.0	1.727
SO 21109-1/2k - 3/4k	126.0641.232	27	40.5	16.0	16.5	12.0	2.277

KOVAVAN S.r.l.

Rohrnippel

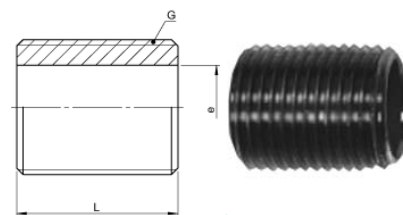
kurz

Mamelon

court

Double nipple

short



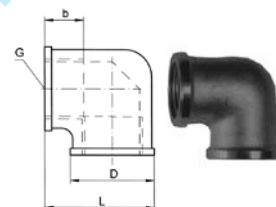
AD CNS 40

Type -G	Mat.-Nr.	L	e	kg/100
AD CNS 40-1/8	TAD.4180.042	20.0	6.5	0.480
AD CNS 40-1/4	TAD.4180.104	20.0	8.5	0.940
AD CNS 40-3/8	TAD.4180.166	20.0	11.0	1.490
AD CNS 40-1/2	TAD.4180.228	25.0	13.0	3.200
AD CNS 40-3/4	TAD.4180.292	26.0	19.0	4.670
AD CNS 40-1	TAD.4180.414	33.0	24.0	8.420

Aufschraub-Winkel

Coude double femelle

Female elbow



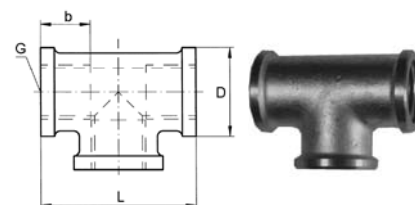
AD FE 40

Type -G	Mat.-Nr.	L	b	D	H	kg/100
AD FE 40-1/8	TAD.4300.042	21.0	9.0	15.0	15.0	2.000
AD FE 40-1/4	TAD.4300.104	30.0	11.0	22.0	18.0	4.380
AD FE 40-3/8	TAD.4300.166	36.0	12.0	23.0	23.0	5.930
AD FE 40-1/2	TAD.4300.228	39.0	15.0	27.0	25.0	7.430
AD FE 40-3/4	TAD.4300.292	46.0	15.0	36.0	33.0	12.090
AD FE 40-1	TAD.4300.414	57.0	17.0	42.0	38.0	21.100

Aufschraub-T

Té triple femelle

Female tee

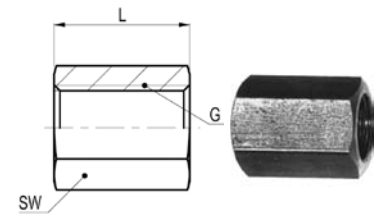


AD FT 40

Type -G	Mat.-Nr.	L	b	D	H	kg/100
AD FT 40-1/8	TAD.4400.060	28.0	9.0	15.0	14.0	2.610
AD FT 40-1/4	TAD.4400.160	40.0	11.0	21.0	20.0	5.680
AD FT 40-3/8	TAD.4400.350	48.0	12.0	23.0	24.0	9.360
AD FT 40-1/2	TAD.4400.450	52.0	14.0	27.0	26.0	9.700
AD FT 40-3/4	TAD.4400.520	60.0	15.0	36.0	30.0	16.760
AD FT 40-1	TAD.4400.650	67.0	17.0	42.0	33.5	25.850

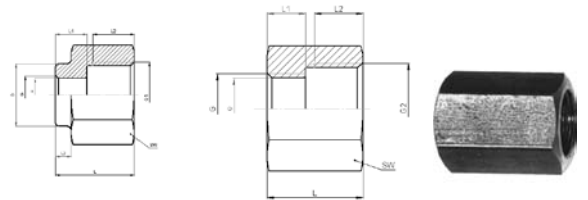
Sechskant-Muffe Manchon double Hex coupling

AD HC 40



Type -G	Mat.-Nr.	SW	L	kg/100
AD HC 40- $\frac{1}{8}$ - $\frac{1}{8}$	TAD.4100.042	14	22.0	1.240
AD HC 40- $\frac{1}{4}$ - $\frac{1}{4}$	TAD.4100.104	17	26.0	1.710
AD HC 40- $\frac{3}{8}$ - $\frac{3}{8}$	TAD.4100.166	22	19.0	3.090
AD HC 40- $\frac{1}{2}$ - $\frac{1}{2}$	TAD.4100.228	27	30.0	7.800
AD HC 40- $\frac{3}{4}$ - $\frac{3}{4}$	TAD.4100.292	32	36.0	11.170
AD HC 40-1 -1	TAD.4100.414	41	36.0	21.400

Sechskant-Muffe reduziert Manchon double réduit Hex reducing coupling

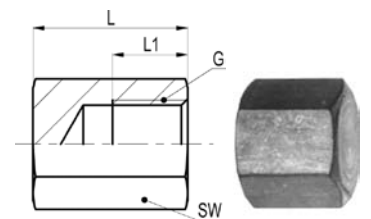


AD HRC 40

Type -G -G2	Mat.-Nr.	SW	L	L1	L2	e	kg/100
AD HRC 40- $\frac{1}{8}$ - $\frac{3}{8}$	TAD.4100.046	22	20.0	8.0	10.5	8.5	4.160
AD HRC 40- $\frac{1}{4}$ - $\frac{1}{2}$	TAD.4100.108	27	24.0	10.0	11.5	11.4	6.900
AD HRC 40- $\frac{1}{4}$ - $\frac{3}{4}$	TAD.4100.110	32	26.0	9.0	14.0	11.4	7.580
AD HRC 40- $\frac{1}{2}$ - $\frac{3}{4}$	TAD.4100.232	32	28.5	11.5	14.0	18.6	10.700
AD HRC 40- $\frac{1}{2}$ -1	TAD.4100.236	41	31.5	11.5	17.0	18.6	21.400

Rohrkappe Capuchon femelle Hex cap

AD HCP 40

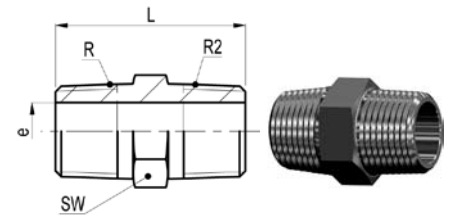


Type -G	Mat.-Nr.	SW	L	L1	kg/100
AD HCP 40- $\frac{1}{8}$	TAD.4000.020	14	10.0	8.0	0.980
AD HCP 40- $\frac{1}{4}$	TAD.4000.040	17	10.0	8.0	1.170
AD HCP 40- $\frac{3}{8}$	TAD.4000.060	19	10.0	8.0	3.460
AD HCP 40- $\frac{1}{2}$	TAD.4000.080	23	12.0	10.0	6.490
AD HCP 40- $\frac{3}{4}$	TAD.4000.120	30	14.5	12.0	11.490
AD HCP 40-1	TAD.4000.160	36	14.5	12.0	23.760

Doppelnippel

Adaptateur mâle

Male adaptor



AD HN 40

Type -R-R2	Mat.-Nr.	SW	L	e	kg/100
AD HN 40- $\frac{1}{8}$ - $\frac{1}{8}$	TAD.4110.042	10	21.0	6.0	0.760
AD HN 40- $\frac{1}{8}$ - $\frac{1}{4}$	TAD.4110.044	14	26.0	6.0	1.200
AD HN 40- $\frac{1}{4}$ - $\frac{1}{4}$	TAD.4110.104	14	30.0	8.0	1.610
AD HN 40- $\frac{1}{4}$ - $\frac{3}{8}$	TAD.4110.106	14	31.0	8.0	2.010
AD HN 40- $\frac{1}{4}$ - $\frac{1}{2}$	TAD.4110.108	17	34.0	8.0	2.980
AD HN 40- $\frac{3}{8}$ - $\frac{3}{8}$	TAD.4110.166	17	30.0	10.0	3.240
AD HN 40- $\frac{3}{8}$ - $\frac{1}{2}$	TAD.4110.168	22	34.0	10.0	4.930
AD HN 40- $\frac{1}{2}$ - $\frac{1}{2}$	TAD.4110.228	22	36.0	14.0	5.420
AD HN 40- $\frac{1}{2}$ - $\frac{3}{4}$	TAD.4110.232	27	39.0	14.0	8.360
AD HN 40- $\frac{1}{2}$ -1	TAD.4110.236	36	45.0	14.0	15.240
AD HN 40- $\frac{3}{4}$ - $\frac{3}{4}$	TAD.4110.292	27	41.0	18.0	9.410
AD HN 40-1 -1	TAD.4110.414	36	51.0	24.0	17.760
AD HN 40- $\frac{1}{4}$ - $\frac{1}{4}$ NPT	TAD.4114.104	14	32.0	8.0	1.700

6kt-Doppelnippel

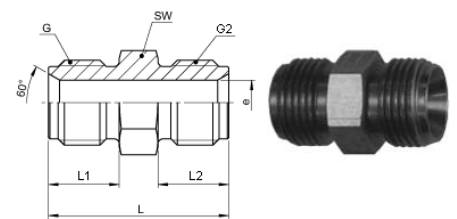
beidseitig 60°-Innenkonus

Raccord six pans

à cône intérieur 60° des deux côtés

Hexagon barrel nipple

60° internal taper on both sides



ADH HNC 40

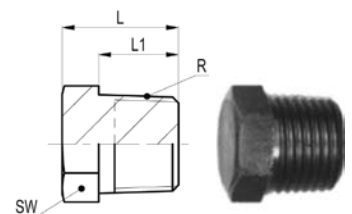
Type -G-G2	Mat.-Nr.	SW	L	L1	L2	e	kg/100
ADH HNC 40- $\frac{1}{4}$	496.4100.104	14	26.0	10.0	10.0	7.5	1.690
ADH HNC 40- $\frac{1}{4}$ - $\frac{3}{8}$	496.4100.106	14	27.0	10.0	11.0	7.5	2.330
ADH HNC 40- $\frac{3}{8}$	496.4100.166	17	28.0	11.0	11.0	8.5	3.160

Verschlussstopfen 6kt

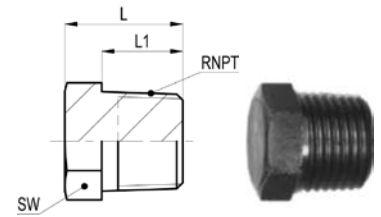
Bouchon mâle

Hex plug

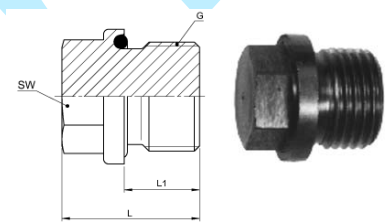
AD HP 40



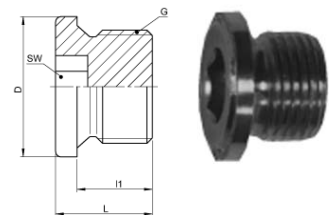
Type -R	Mat.-Nr.	SW	L	L1	kg/100
AD HP 40- $\frac{1}{8}$	TAD.4020.020	12	13.0	8.0	0.970
AD HP 40- $\frac{1}{4}$	TAD.4020.040	14	18.0	12.0	2.060
AD HP 40- $\frac{3}{8}$	TAD.4020.060	17	19.0	12.0	3.460
AD HP 40- $\frac{1}{2}$	TAD.4020.080	22	22.0	14.0	6.490
AD HP 40- $\frac{3}{4}$	TAD.4020.120	27	25.0	16.0	11.490
AD HP 40-1	TAD.4020.160	36	31.0	20.0	23.760

Verschlussstopfen 6kt NPT
Bouchon mâle NPT
Hex plug NPT

AD HP 40 NPT

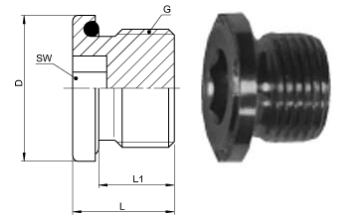
Type -RNPT	Mat.-Nr.	SW	L	L1	kg/100
RNPT=NPT Gewinde	RNPT=Filetage NPT			RNPT=NPT thread	
AD HP 40-1/8 NPT	TAD.4021.020	12	15.0	10.0	1.130
AD HP 40-1/4 NPT	TAD.4021.040	14	20.0	14.0	2.320
AD HP 40-1/2 NPT	TAD.4021.080	22	27.0	19.0	7.720

Verschlusschraube mit O-Ring
Bouchon d'obturation avec joint torique
Screw plug with O-Ring

AD HPO 40

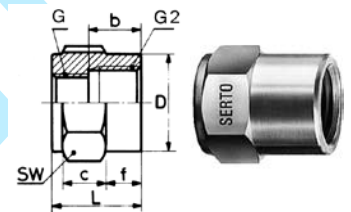
Type -G	Mat.-Nr.	SW	L	L1	kg/100
AD HPO 40-1/8	TAD.4040.020	10	17.0	8.0	1.200
AD HPO 40-1/4	TAD.4040.040	13	21.0	12.0	2.460
AD HPO 40-3/8	TAD.4040.060	17	21.0	12.0	4.800
AD HPO 40-1/2	TAD.4040.080	19	26.0	14.0	7.180
AD HPO 40-3/4	TAD.4040.120	24	30.0	16.0	13.040

Verschlusschraube mit Innen-6kt
Bouchon d'obturation
Screw Plug

AD HSP 40

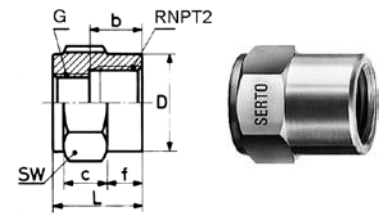
Type -G	Mat.-Nr.	SW	L	L1	D	kg/100
AD HSP 40-1/8	TAD.4070.020	5	11.0	8.0	14.0	0.610
AD HSP 40-1/4	TAD.4070.040	6	15.0	12.0	18.0	1.430
AD HSP 40-3/8	TAD.4070.060	8	15.0	12.0	22.0	2.240
AD HSP 40-1/2	TAD.4070.080	10	18.0	14.0	26.0	4.250
AD HSP 40-3/4	TAD.4070.120	12	20.0	16.0	32.0	7.410
AD HSP 40-1	TAD.4070.160	17	21.0	16.0	39.0	11.000

Verschlusschraube mit O-Ring
Bouchon d'obturation avec joint torique
Screw plug with O-Ring

AD HSPO 40

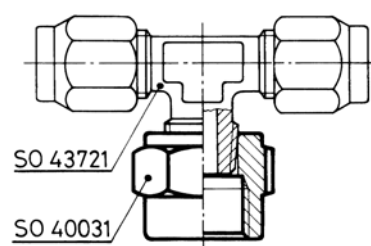
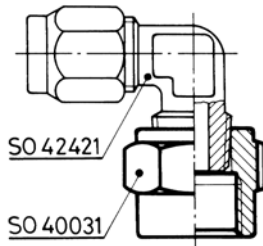
Type -G	Mat.-Nr.	SW	L	L1	D	kg/100
AD HSPO 40-1/8	TAD.4050.020	5	11.0	8.0	14.0	0.610
AD HSPO 40-1/4	TAD.4050.040	6	15.0	12.0	18.0	1.430
AD HSPO 40-3/8	TAD.4050.060	8	15.0	12.0	22.0	2.240
AD HSPO 40-1/2	TAD.4050.080	10	18.0	14.0	26.0	4.250
AD HSPO 40-3/4	TAD.4050.120	12	20.0	15.0	32.0	7.410

Reduziermuffe
Manchon de réduction
Female reduction muff

SO 40031

Type -G -G2	Mat.-Nr.	SW	L	b	f	D	kg/100
G=Rohrgewinde (zylindrisch)	G=Filetage-gaz BSP (cylindrique)	G=BSP thread (straight)					
G2=Rohrgewinde (zylindrisch)	G2=Filetage-gaz BSP (cylindrique)	G2=BSP thread (straight)					
SO 40031-1/8-1/8	016.0311.042	14	16.0	8.0	6.0	13.8	1.240
SO 40031-1/8-1/4	016.0311.044	17	19.0	11.0	8.0	16.8	2.170
SO 40031-1/8-3/8	016.0311.046	22	20.0	12.0	8.0	21.5	4.160
SO 40031-1/8-1/2	016.0311.048	27	22.0	14.0	8.0	26.5	6.940
SO 40031-1/4-1/4	016.0311.104	17	18.0	9.0	7.0	16.8	1.710
SO 40031-1/4-3/8	016.0311.106	22	21.0	12.0	9.0	21.8	4.060
SO 40031-1/4-1/2	016.0311.108	27	23.0	14.0	9.0	26.8	6.900
SO 40031-3/8-3/8	016.0311.166	22	19.0	9.5	7.0	21.8	3.090
SO 40031-3/8-1/2	016.0311.168	27	23.5	14.0	9.5	26.8	6.520
SO 40031-1/2-1/2	016.0311.228	27	23.0	11.5	9.0	26.8	5.450
SO 40031-3/4-3/8	016.0311.286	32	26.5	9.5	11.5	31.8	7.830
SO 40031-3/4-1/2	016.0311.288	32	28.5	11.5	13.5	31.8	9.870
SO 40031-3/4-3/4	016.0311.292	32	28.0	14.0	13.0	31.8	7.580

Reduziermuffe NPT
Réduction femelle-femelle NPT
Female reduction muff NPT

SO 40031 NPT

Type -G-RNPT2	Mat.-Nr.	SW	L	b	D	f	kg/100
G=Rohrgewinde (zylindrisch)	G=Filetage-gaz BSP (cylindrique)	G=BSP thread (straight)					
RNPT2=NPT Gewinde	RNPT2=Filetage NPT	RNPT2=NPT thread					
SO 40031-1/8-1/8 NPT	016.0312.042	14	20.0	10.0	13.8	10.0	1.340
SO 40031-1/8-1/4 NPT	016.0312.044	19	22.0	14.0	18.8	11.0	3.970
SO 40031-1/8-3/8 NPT	016.0312.046	22	22.0	14.0	21.8	11.0	4.260
SO 40031-1/4-1/8 NPT	016.0312.102	17	18.5	7.5	16.8	7.5	2.710
SO 40031-1/4-1/4 NPT	016.0312.104	19	25.0	14.0	18.8	14.0	4.300
SO 40031-1/4-3/8 NPT	016.0312.106	22	23.0	14.0	21.8	12.0	4.060
SO 40031-3/8-1/4 NPT	016.0312.164	22	21.0	9.0	21.8	9.0	3.670
SO 40031-3/8-3/8 NPT	016.0312.166	22	26.0	14.0	21.8	14.0	4.270
SO 40031-3/8-1/2 NPT	016.0312.168	27	28.0	18.0	26.8	14.0	6.870
SO 40031-1/2-1/4 NPT	016.0312.224	27	23.0	9.0	19.8	6.0	6.030
SO 40031-1/2-3/8 NPT	016.0312.226	27	24.0	10.0	26.8	10.0	6.520
SO 40031-1/2-1/2 NPT	016.0312.228	27	32.0	18.0	26.8	18.0	6.850

Anwendungsbeispiele:
Exemples d'utilisation:
Sample combinations:


Reduziernippel G-NPT

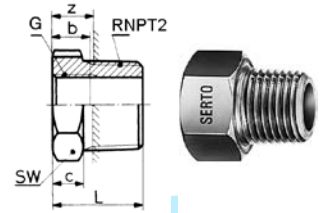
Einschraubgewinde kegelig

Réduction femelle-mâle G-NPT

Filetage conique

Male reduction nipple G-NPT

Tapered adaptor thread



SO 40041 G NPT

Type -G -RNPT2	Mat.-Nr.	SW	L	b	c	z	kg/100
G=Rohrgewinde (zylindrisch)	G=Filetage-gaz BSP (cylindrique)					G=BSP thread (straight)	
RNPT2=NPT Gewinde	RNPT2=Filetage NPT					RNPT2=NPT thread	
SO 40041-1/8-1/8 NPT	016.0412.042	14	23.0	8.0	13.0	17.5	2.300
SO 40041-1/8-1/4 NPT	016.0412.044	14	20.0	8.0	6.0	10.0	1.200
SO 40041-1/4-1/8 NPT	016.0412.102	17	24.5	9.0	14.5	18.0	3.000
SO 40041-1/4-1/4 NPT	016.0412.104	17	26.5	9.0	14.5	16.5	3.900
SO 40041-1/4-3/8 NPT	016.0412.106	17	21.0	9.0	7.0	11.0	2.800
SO 40041-1/4-1/2 NPT	016.0412.108	22	27.0	9.0	8.0	13.5	7.700
SO 40041-3/8-1/4 NPT	016.0412.164	22	29.5	9.5	15.5	19.5	5.900
SO 40041-3/8-3/8 NPT	016.0412.166	22	29.5	9.5	15.5	19.5	6.800
SO 40041-3/8-1/2 NPT	016.0412.168	22	27.0	9.5	8.0	13.5	5.400
SO 40041-3/8-3/4 NPT	016.0412.170	27	29.0	9.5	9.0	15.0	12.800
SO 40041-1/2-1/2 NPT	016.0412.228	27	37.5	11.5	18.5	24.0	11.100
SO 40041-1/2-3/4 NPT	016.0412.232	27	31.0	11.5	11.0	17.0	8.900
SO 40041-3/4-3/4 NPT	016.0412.292	32	41.5	14.0	21.5	28.0	17.200
SO 40041-3/4-1 NPT	016.0412.296	36	33.0	14.0	11.0	16.0	16.500

Reduziernippel NPT-R

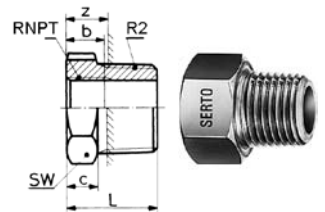
Einschraubgewinde kegelig

Réduction femelle-mâle NPT-R

Filetage conique

Male reduction nipple NPT-R

Tapered adaptor thread



SO 40041 NPT R

Type -RNPT -R2	Mat.-Nr.	SW	L	b	c	z	kg/100
RNPT=NPT Gewinde	RNPT=Filetage NPT					RNPT=NPT thread	
R2=Rohrgewinde (kegelig)	R2=Filetage-gaz BSP (conique)					R2=BSP thread (tapered)	
SO 40041-1/8 NPT-1/8	016.0414.042	14	21.0	6.5	13.0	14.5	1.470
SO 40041-1/8 NPT-1/4	016.0414.044	14	18.0	6.6	6.0	8.0	1.130
SO 40041-1/4 NPT-1/4	016.0414.104	17	29.5	9.5	17.5	20.0	2.740
SO 40041-1/4 NPT-3/8	016.0414.106	17	19.0	9.5	7.0	9.0	1.650
SO 40041-1/2 NPT-1/2	016.0414.228	27	38.0	12.5	22.0	25.0	8.310

Reduziernippel NPT-NPT

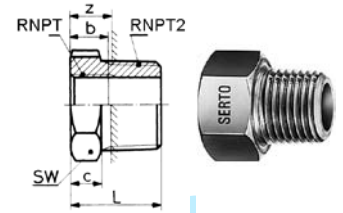
Einschraubgewinde kegelig

Réduction femelle-mâle NPT-NPT

Filetage conique

Male reduction nipple NPT-NPT

Tapered adaptor thread



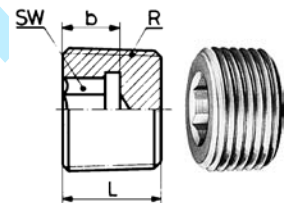
SO 40041 NPT NPT

Type -RNPT -RNPT2	Mat.-Nr.	SW	L	b	c	z	kg/100
RNPT=NPT Gewinde		RNPT=Filetage NPT			RNPT=NPT thread		
RNPT2=NPT Gewinde		RNPT2=Filetage NPT			RNPT2=NPT thread		
SO 40041-1/4 NPT 1/8 NPT	016.0415.102	17	27.5	9.5	17.5	21.0	2.450
SO 40041-1/4 NPT 1/4 NPT	016.0415.104	17	31.5	9.5	17.5	21.5	2.600
SO 40041-1/4 NPT 1/2 NPT	016.0415.108	22	27.0	9.5	8.0	13.5	5.200

Verschlusschraube

Bouchon d'obturation

Screw plug



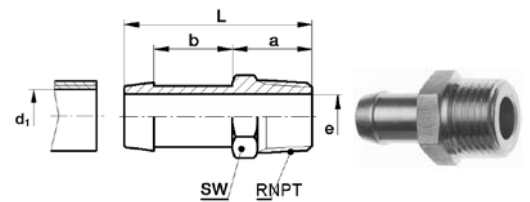
SO 40371

Type -R	Mat.-Nr.	SW	L	b	kg/100
R=Rohrgewinde (kegelig)		R=Filetage-gaz BSP (conique)		R=BSP thread (tapered)	
SO 40371-1/8	016.0711.020	5	8.0	5.5	0.340
SO 40371-1/4	016.0711.040	7	10.0	7.5	0.750
SO 40371-3/8	016.0711.060	8	10.0	6.5	1.320
SO 40371-1/2	016.0711.080	10	10.0	6.5	1.940
SO 40371-3/4	016.0711.120	12	12.0	7.5	4.110

Einschraubtülle NPT

Douille cannelée à visser NPT

Male adaptor hose nipple NPT



SO 40511 NPT

Type -d1 -RNPT	Mat.-Nr.	SW	L	a	b	e	kg/100
RNPT=NPT Gewinde		RNPT=Filetage NPT			RNPT=NPT thread		
SO 40511-6-1/4 NPT	016.0512.110	14	36.5	19.5	12.0	4.0	2.050
SO 40511-6-3/8 NPT	016.0512.120	17	37.0	20.0	12.0	4.0	3.150
SO 40511-8-1/8 NPT	016.0512.160	12	31.5	14.5	12.0	6.0	1.290

Einschraubtülle

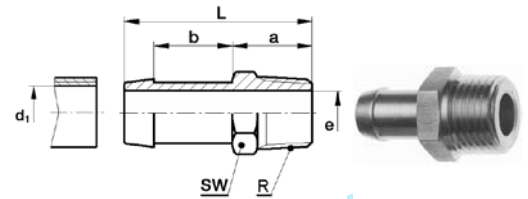
Einschraubgewinde kegelig

Douille canellée a visser

Filetage conique

Male adaptor hose nipple

Tapered adaptor thread



SO 40511

Type -d1 -R	Mat.-Nr.	SW	L	a	b	e	kg/100
R=Rohrgewinde (kegelig)	R=Filetage-gaz BSP (conique)					R=BSP thread (tapered)	
SO 40511-4-1/8	016.0511.060	10	23.0	12.0	8.0	3.0	0.750
SO 40511-6-1/8	016.0511.100	10	29.0	12.0	12.0	4.0	0.730
SO 40511-6-1/4	016.0511.110	14	34.5	17.5	12.0	4.0	1.920
SO 40511-8-1/8	016.0511.160	10	29.0	12.0	12.0	6.0	0.780
SO 40511-8-1/4	016.0511.170	14	34.5	17.5	12.0	6.0	1.690
SO 40511-8-3/8	016.0511.180	17	35.0	18.0	12.0	6.0	2.910
SO 40511-8-1/2	016.0511.185	22	40.0	23.0	12.0	6.0	4.530
SO 40511-10-1/8	016.0511.265	12	31.0	12.0	14.0	6.0	1.580
SO 40511-10-1/4	016.0511.270	14	36.5	17.5	14.0	7.0	1.640
SO 40511-10-3/8	016.0511.280	17	37.0	18.0	14.0	7.0	2.910
SO 40511-10-1/2	016.0511.285	22	42.0	23.0	14.0	7.0	4.900
SO 40511-13-3/8	016.0511.450	17	39.0	18.0	15.0	10.0	2.910
SO 40511-13-1/2	016.0511.454	22	44.0	23.0	15.0	10.0	5.340
SO 40511-16-1/2	016.0511.566	22	49.0	23.0	18.0	13.0	5.410
SO 40511-19-1/2	016.0511.676	22	49.0	23.0	18.0	15.0	5.800
SO 40511-19-3/4	016.0511.678	27	51.0	25.0	18.0	16.0	10.900

Schlauchklemme

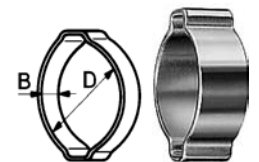
Stahl promatverzinkt

Collier de serrage

Acier zingué passivé

Hose clip

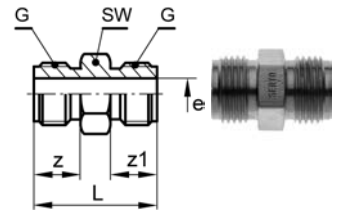
Zinc promatised steel



SO 40512

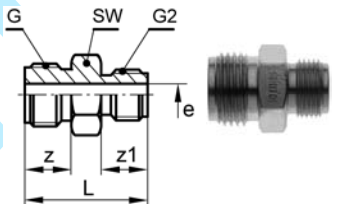
Type -d	Mat.-Nr.	B	D	kg/100
SO 40512-3-5	016.0610.030	5.0	5.0	0.065
SO 40512-5-7	016.0610.050	3.0	7.0	0.100
SO 40512-7-9	016.0610.070	7.0	9.0	0.220
SO 40512-9-11	016.0610.090	7.0	11.0	0.245
SO 40512-11-13	016.0610.110	7.0	13.0	0.280
SO 40512-13-15	016.0610.130	7.5	15.0	0.385
SO 40512-15-18	016.0610.150	8.0	18.0	0.510
SO 40512-17-20	016.0610.170	8.5	20.0	0.585
SO 40512-20-23	016.0610.200	9.0	23.0	0.920
SO 40512-23-27	016.0610.230	10.0	27.0	1.200

Doppelnippel zylindrisch
Adaptateur mâle cylindrique
Male adaptor parallel


SO 01020

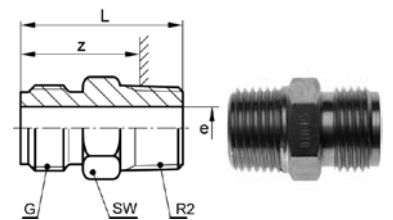
Type -G	Mat.-Nr.	bar	SW	L	z1	e	kg/100
SO 01020-1/8-1/8	246.1020.060	125	12	26.0	10.0	4.5	1.420
SO 01020-1/4-1/4	246.1020.080	125	14	28.0	11.0	6.5	2.150
SO 01020-3/8-3/8	246.1020.100	100	17	30.0	11.5	8.5	3.800
SO 01020-1/2-1/2	246.1020.140	64	22	36.0	14.0	12.0	6.450

Doppelnippel zylindrisch reduziert
Adaptateur mâle cylindrique réduit
Male adaptor parallel reduced


SO 01020 RED

Type -G -G2	Mat.-Nr.	bar	SW	L	z1	z	e	kg/100
SO 01020-1/4-1/8	246.1024.140	125	14	27.0	10.0	11.0	4.5	2.100
SO 01020-3/8-1/4	246.1024.190	100	17	29.5	11.0	11.5	6.5	3.450
SO 01020-1/2-3/8	246.1024.240	64	22	33.5	11.5	14.0	8.5	6.200

Doppelnippel zylindrisch/kegelig
Nipple mâle cylindrique/conique
Male adaptor nipple parallel/tapered


SO 01100

Type -G -R2	Mat.-Nr.	bar	SW	L	z	e	kg/100
G=Rohrgewinde (zylindrisch)	G=Filetage-gaz BSP (cylindrique)	G=BSP thread (straight)					
R2=Rohrgewinde (kegelig)	R2=Filetage-gaz BSP (conique)	R2=BSP thread (tapered)					
SO 01100-1/8 Z-1/8 K	246.1101.100	125	10	22.0	18.0	4.0	1.310
SO 01100-1/8 Z-1/4 K	246.1101.110	125	14	28.0	22.0	4.0	2.010
SO 01100-1/8 Z-3/8 K	246.1101.120	125	17	28.0	21.6	4.0	2.810
SO 01100-1/4 Z-1/8 K	246.1101.160	125	14	25.0	21.0	5.0	2.010
SO 01100-1/4 Z-1/4 K	246.1101.170	125	14	29.0	23.0	6.5	2.410
SO 01100-1/4 Z-3/8 K	246.1101.180	125	17	29.0	22.6	6.5	3.210
SO 01100-1/4 Z-1/2 K	246.1101.185	125	22	34.0	25.8	6.5	4.910
SO 01100-3/8 Z-1/4 K	246.1101.270	100	17	29.5	23.5	8.5	2.970
SO 01100-3/8 Z-3/8 K	246.1101.280	100	17	29.5	23.1	8.5	3.570
SO 01100-3/8 Z-1/2 K	246.1101.285	100	22	34.5	26.3	8.5	5.270
SO 01100-1/2 Z-1/4 K	246.1101.380	64	22	33.0	27.0	8.0	5.970
SO 01100-1/2 Z-3/8 K	246.1101.390	64	22	33.0	26.6	10.0	5.770
SO 01100-1/2 Z-1/2 K	246.1101.504	64	22	37.0	28.8	12.0	6.260
SO 01100-1/2 Z-3/4 K	246.1101.506	64	27	39.0	29.5	12.0	8.860
SO 01100-3/4 Z-1/2 K	246.1101.596	64	27	40.0	31.8	14.0	9.190
SO 01100-3/4 Z-3/4 K	246.1101.598	64	27	40.0	30.5	15.0	10.190

Doppelnippel zylindrisch

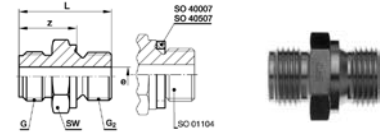
mit Dichtkante

Nipple mâle cylindrique

avec arête d'étanchéité

Male adaptor nipple parallel

with sealing lip


SO 01104

Type -G-G2	Mat.-Nr.	bar	SW	L	z	e	kg/100
SO 01104-1/8-1/8	246.1141.100	125	14	23.5	15.5	4.0	1.410
SO 01104-1/8-1/4	246.1141.110	125	19	29.0	17.0	4.0	3.010
SO 01104-1/4-1/8	246.1141.160	125	14	24.5	16.5	5.0	1.710
SO 01104-1/4-1/4	246.1141.170	125	19	30.0	18.0	6.0	3.110
SO 01104-1/4-3/8	246.1141.180	125	22	31.5	19.5	6.0	4.010
SO 01104-3/8-1/4	246.1141.270	100	19	30.5	18.5	8.5	3.570
SO 01104-3/8-3/8	246.1141.280	100	22	32.0	20.0	8.5	5.470
SO 01104-1/2-1/4	246.1141.380	64	22	34.5	22.5	7.0	6.600
SO 01104-1/2-3/8	246.1141.390	64	22	34.5	22.5	9.0	6.270
SO 01104-1/2-1/2	246.1141.504	64	27	38.0	24.0	12.0	9.490

Anschlussmuffe zylindrisch

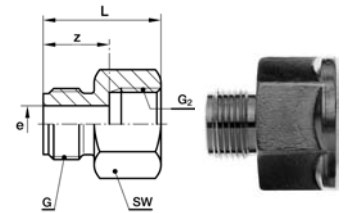
(Aussen-/Innengewinde)

Adaptateur femelle cylindrique

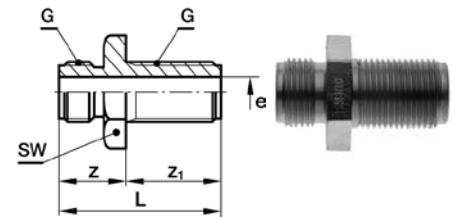
(filetage mâle/femelle)

Female adaptor

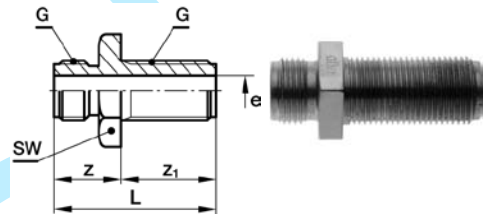
(male/female thread)


SO 01200

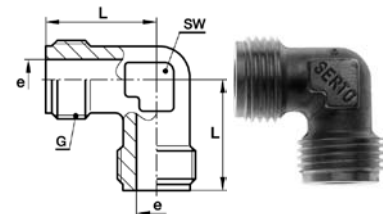
Type -G-G2	Mat.-Nr.	bar	SW	L	z	e	kg/100
SO 01200-1/8a-1/8i	246.1201.100	125	14	23.0	13.0	4.0	1.610
SO 01200-1/8a-1/4i	246.1201.110	125	17	24.5	13.5	4.0	2.310
SO 01200-1/8a-3/8i	246.1201.120	125	22	26.0	14.0	4.0	4.010
SO 01200-1/4a-1/8i	246.1201.160	125	14	24.0	14.0	6.0	2.010
SO 01200-1/4a-1/4i	246.1201.170	125	17	25.5	14.5	6.0	2.610
SO 01200-1/4a-3/8i	246.1201.180	125	22	27.0	15.0	6.4	4.010
SO 01200-1/4a-1/2i	246.1201.185	125	27	29.5	15.5	6.4	6.710
SO 01200-3/8a-1/4i	246.1201.270	100	17	26.0	15.0	8.4	2.970
SO 01200-3/8a-3/8i	246.1201.280	100	22	27.0	15.0	8.5	4.370
SO 01200-3/8a-1/2i	246.1201.285	100	27	30.0	16.0	8.5	6.970
SO 01200-3/8a-3/4i	246.1201.290	100	32	33.0	16.0	8.5	9.970
SO 01200-1/2a-3/8i	246.1201.390	64	22	30.0	18.0	10.2	5.370
SO 01200-1/2a-1/2i	246.1201.504	64	27	32.5	18.5	12.5	7.860
SO 01200-1/2a-3/4i	246.1201.506	64	32	35.5	18.5	12.5	11.060
SO 01200-3/4a-1/2i	246.1201.596	64	27	35.5	19.5	14.5	11.060
SO 01200-3/4a-3/4i	246.1201.598	64	32	36.5	19.5	15.5	11.060

Schott-Doppelnippel zylindrisch
Adaptateur mâle cylindrique pour cloison
Panel male adaptor parallel

SO 01500

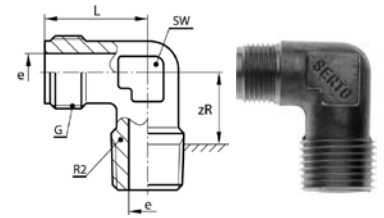
Type -G	Mat.-Nr.	bar	SW	L	z1	z	e	kg/100
SO 01500-1/8	246.1500.060	125	14	35.0	20.0	15.0	4.0	1.900
SO 01500-1/4	246.1500.080	125	19	38.0	22.0	16.0	6.5	3.400
SO 01500-3/8	246.1500.100	100	24	40.0	22.5	17.5	8.5	6.100
SO 01500-1/2	246.1500.120	100	30	47.0	26.0	21.0	12.0	11.900

Schott-Doppelnippel zylindrisch
Adaptateur mâle cylindrique pour cloison
Panel male adaptor parallel

SO 01504

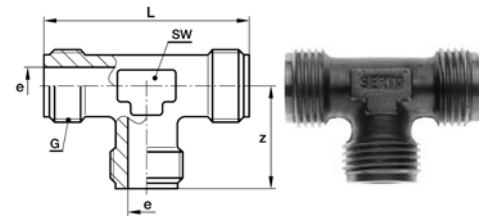
Type -G	Mat.-Nr.	bar	SW	L	z1	z	e	kg/100
SO 01504-1/2	246.1540.140	100	30	58.0	37.0	21.0	12.0	11.800

Winkel zylindrisch
Coude cylindrique
Elbow union parallel

SO 02000

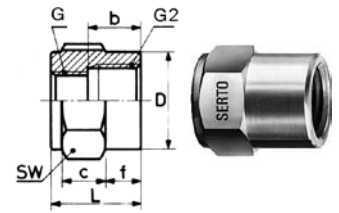
Type -G	Mat.-Nr.	bar	SW	L	e	kg/100
SO 02000-1/8	246.2000.060	125	10	19.0	4.0	1.620
SO 02000-1/4	246.2000.080	125	11	21.0	6.0	2.520
SO 02000-3/8	246.2000.100	100	14	22.0	8.0	3.740
SO 02000-1/2	246.2000.140	64	17	25.0	12.0	6.640
SO 02000-3/4	246.2000.170	64	22	30.0	15.0	11.580

Winkel zylindrisch/kegelig
Coude cylindrique/conique
Elbow union parallel/tapered

SO 02400

Type -G-R2	Mat.-Nr.	bar	SW	L	zR	e	kg/100
G=Rohrgewinde (zylindrisch)	G=Filetage-gaz BSP (cylindrique)				G=BSP thread (straight)		
R2=Rohrgewinde (kegelig)	R2=Filetage-gaz BSP (conique)				R2=BSP thread (tapered)		
SO 02400-1/8 Z-1/8 K	246.2401.100	125	10	20.0	13.5	4.0	1.700
SO 02400-1/8 Z-1/4 K	246.2401.110	125	11	21.0	15.0	4.0	2.600
SO 02400-1/4 Z-1/8 K	246.2401.160	125	11	21.0	14.5	5.0	2.300
SO 02400-1/4 Z-1/4 K	246.2401.170	125	11	21.0	15.0	6.0	2.800
SO 02400-1/4 Z-3/8 K	246.2401.180	125	14	22.0	16.0	6.0	4.200
SO 02400-3/8 Z-1/4 K	246.2401.270	100	14	22.0	15.0	7.0	3.700
SO 02400-3/8 Z-3/8 K	246.2401.280	100	14	22.0	16.0	8.0	4.300
SO 02400-3/8 Z-1/2 K	246.2401.285	100	19	28.0	19.0	8.0	6.700
SO 02400-1/2 Z-1/4 K	246.2401.380	64	17	25.0	16.0	7.0	5.900
SO 02400-1/2 Z-3/8 K	246.2401.390	64	17	25.0	16.0	10.0	5.900
SO 02400-1/2 Z-1/2 K	246.2401.504	64	19	28.0	19.0	12.0	7.900
SO 02400-1/2 Z-3/4 K	246.2401.506	64	22	30.0	20.0	12.0	8.300
SO 02400-3/4 Z-1/2 K	246.2401.596	64	22	30.0	20.0	14.0	10.600
SO 02400-3/4 Z-3/4 K	246.2401.598	64	22	30.0	20.0	15.0	12.700

T-Stück zylindrisch
Pièce Té cylindrique
Tee parallel

SO 03000

Type -G	Mat.-Nr.	bar	SW	L	z	e	kg/100
SO 03000-1/8	246.3000.060	125	10	38.0	19.0	4.0	2.200
SO 03000-1/4	246.3000.080	125	11	42.0	21.0	6.0	3.600
SO 03000-3/8	246.3000.100	100	14	44.0	22.0	8.0	5.200
SO 03000-1/2	246.3000.120	100	17	50.0	25.0	11.0	9.300
SO 03000-3/4	246.3000.170	64	27	64.0	32.0	15.0	15.700

Reduziermuffe
Réduction femelle-femelle
Female reduction socket

SO 80031

Type -G-G2	Mat.-Nr.	SW	L	b	c	D	f	kg/100	
G=Rohrgewinde (zylindrisch)	G=Filetage-gaz BSP (cylindrique)	G=BSP thread (straight)							
G2=Rohrgewinde (zylindrisch)	G2=Filetage-gaz BSP (cylindrique)	G2=BSP thread (straight)							
SO 80031-1/8-1/8	036.0311.042	14	16.0	8.0	8.0	13.8	6.0	1.240	
SO 80031-1/8-1/4	036.0311.044	17	19.0	11.0	9.0	16.8	8.0	2.170	
SO 80031-1/4-1/4	036.0311.104	17	18.0	9.0	9.0	16.8	7.0	1.710	
SO 80031-1/4-3/8	036.0311.106	22	21.0	12.0	10.0	21.8	9.0	4.060	
SO 80031-1/4-1/2	036.0311.108	27	23.0	14.0	12.0	26.8	9.0	6.900	
SO 80031-3/8-3/8	036.0311.166	22	19.0	9.5	10.0	21.8	7.0	3.090	
SO 80031-3/8-1/2	036.0311.168	27	23.5	14.0	12.0	27.0	9.5	6.520	
SO 80031-1/2-1/2	036.0311.228	27	23.0	11.5	12.0	26.8	9.0	5.450	
SO 80031-3/4-1/2	036.0311.288	32	28.5	11.5	13.0	31.8	13.5	9.870	

Reduziernippel

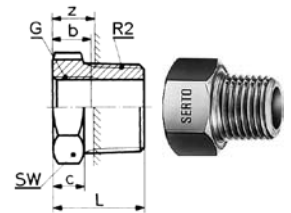
Einschraubgewinde kegelig

Réduction femelle-mâle

Filetage conique

Male reduction nipple

Tapered adaptor thread


SO 80041

Type -G-R2	Mat.-Nr.	SW	L	b	c	z	kg/100
G=Rohrgewinde (zylindrisch)	G=Filetage-gaz BSP (cylindrique)	G=BSP thread (straight)					
R2=Rohrgewinde (kegelig)	R2=Filetage-gaz BSP (conique)	R2=BSP thread (tapered)					
SO 80041-1/8-1/8	036.0411.042	14	21.0	8.0	13.0	14.5	2.100
SO 80041-1/8-1/4	036.0411.044	14	17.5	8.0	5.5	8.0	1.060
SO 80041-1/8-1/2	036.0411.048	22	23.0	8.0	7.0	10.0	3.970
SO 80041-1/4-1/8	036.0411.102	17	22.0	9.0	8.5	15.5	1.630
SO 80041-1/4-3/8	036.0411.106	17	20.0	9.0	7.5	10.0	1.690
SO 80041-1/4-1/2	036.0411.108	22	23.0	9.0	7.0	10.0	3.590
SO 80041-3/8-1/2	036.0411.168	22	23.0	9.5	7.0	10.0	2.740
SO 80041-1/2-3/4	036.0411.232	27	27.5	11.5	11.0	13.0	5.133

Bei der Bestellung bitte G und R2 nicht verwechseln.

Lors de la commande ne pas confondre G et R2.

Please do not confuse G and R2 when ordering.

Reduziernippel NPT-R

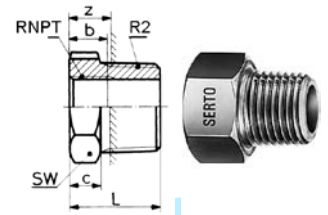
Einschraubgewinde kegelig

Réduction femelle-mâle NPT-R

Filetage conique

Male reduction nipple NPT-R

Tapered adaptor thread



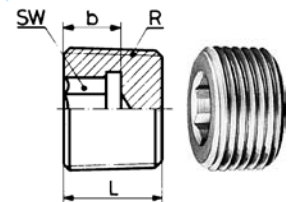
SO 80041 NPT R

Type -RNPT -R2	Mat.-Nr.	SW	L	b	c	z	kg/100
RNPT=NPT Gewinde		RNPT=Filetage NPT				RNPT=NPT thread	
R2=Rohrgewinde (kegelig)		R2=Filetage-gaz BSP (conique)				R2=BSP thread (tapered)	
SO 80041-1/8 NPT-1/8	036.0414.042	14	21.0	6.5	13.0	14.5	1.470
SO 80041-1/8 NPT-1/4	036.0414.044	14	18.0	6.6	6.0	8.0	1.130
SO 80041-1/4 NPT-1/4	036.0414.104	17	29.5	9.5	17.5	20.0	2.740
SO 80041-1/4 NPT-3/8	036.0414.106	17	19.0	9.5	7.0	9.0	1.650
SO 80041-1/2 NPT-1/2	036.0414.228	27	38.0	12.5	22.0	25.0	8.310

Verschlusschraube

Bouchon d'obturation

Screw plug



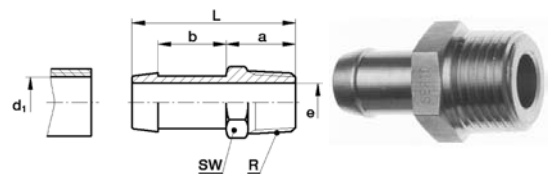
SO 80371

Type -R	Mat.-Nr.	SW	L	b	kg/100
R=Rohrgewinde (kegelig)		R=Filetage-gaz BSP (conique)			R=BSP thread (tapered)
SO 80371-1/8	036.0711.020	5	8.0	5.5	0.340
SO 80371-1/4	036.0711.040	7	10.0	7.5	0.750
SO 80371-3/8	036.0711.060	8	10.0	6.5	1.320
SO 80371-1/2	036.0711.080	10	10.0	6.5	1.940

Einschraubtülle

Douille cannelée à visser

Male adaptor hose nozzle



SO 80511

Type -d1 -R	Mat.-Nr.	SW	L	b	d1	e	kg/100
R=Rohrgewinde (kegelig)		R=Filetage-gaz BSP (conique)				R=BSP thread (tapered)	
SO 80511-6-1/8	036.0511.100	10	29.0	12.0	6.00	4.0	0.730
SO 80511-6-1/4	036.0511.110	14	34.5	12.0	6.00	4.0	1.920
SO 80511-8-1/4	036.0511.170	14	34.5	12.0	8.00	6.0	1.690
SO 80511-10-1/4	036.0511.270	14	36.5	14.0	10.00	7.0	1.640
SO 80511-13-3/8	036.0511.450	17	39.0	15.0	13.00	10.0	2.910

Adapter

Adaptateur

Adaptor

Edelstahl

Acier inoxydable

Stainless steel

Eigenschaften, Besonderheiten

- einfache Verbindungselemente mit Innen- und Aussengewinden, Anschlussstutzen
- zahlreiche Bauformen
- viele Kombinationsmöglichkeiten

Betriebsdruck

Gerade Verbinder: 75 bar nach DIN 10241
Winkel und T-Stücke: ~10 bar

Werkstoff

Typ 50 = 1.4571 (~ AISI 316 Ti)
Typ 51 = 1.4401 (AISI 316)

Herstellung

Gerade Verbinder: gefertigt aus Vollmaterial
Winkel und T-Stücke: Druckguss

Généralités

- éléments simples d'assemblage avec des filetages intérieurs et extérieurs, avec des pièces de raccordement
- grand nombre de formes de construction
- multiples possibilités de combinaisons de montages

Pression de service

Connections droites: 75 bar selon DIN 10241
Coudes et Tés: ~10 bar

Matériaux

Typ 50 = 1.4571 (~ AISI 316 Ti)
Typ 51 = 1.4401 (AISI 316)

Fabrication

Connections droites: fabriquées de matériel plein
Coudes et Tés: fonte moulé

Special characteristics

- simple connecting pieces with internal and external threads, nipples
- large number of construction versions
- many possible combinations

Operating Pressure

Straight connector: 75 bar per DIN 10241
Elbows and T-pieces: ~10 bar

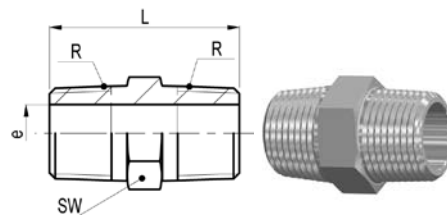
Materials

Typ 50 = 1.4571 (~ AISI 316 Ti)
Typ 51 = 1.4401 (AISI 316)

Manufacture

Straight connector: made of all stainless steel
Elbows and T-pieces: Die casting

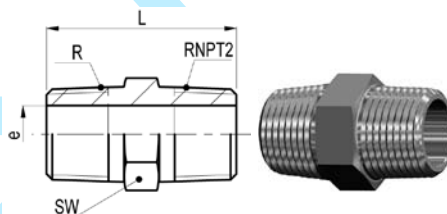
Doppelnippel Mamelon double Hex nipple



AD HN 50

Type -R	Mat.-Nr.	SW	L	e	kg/100
AD HN 50-1/8-1/8	TAD.5110.042	12	25.0	6.0	1.005
AD HN 50-1/4-1/4	TAD.5110.104	14	31.0	8.0	1.979
AD HN 50-3/8-3/8	TAD.5110.166	17	33.0	10.5	3.180
AD HN 50-1/2-1/2	TAD.5110.228	22	43.0	13.0	6.749
AD HN 50-3/4-3/4	TAD.5110.292	27	48.0	21.0	7.285
AD HN 50-1-1	TAD.5110.414	36	52.0	26.0	13.822

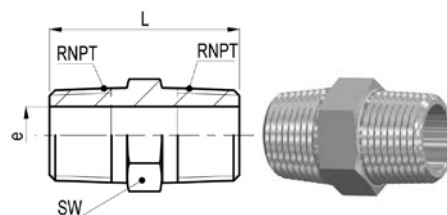
Übergangsnippel R-NPT Mamelon double inégal R-NPT Conversion hex nipple R-NPT



AD HN 50 R-NPT

Type -R -RNPT2	Mat.-Nr.	SW	L	e	kg/100
RNPT2=NPT Gewinde	RNPT2=Filetage NPT			RNPT2=NPT thread	
AD HN 50-1/8-1/8 NPT	TAD.5114.042	12	25.0	6.0	1.067
AD HN 50-1/4-1/4 NPT	TAD.5114.104	14	31.0	8.0	2.061
AD HN 50-3/8-3/8 NPT	TAD.5114.166	17	33.0	10.5	3.260
AD HN 50-1/2-1/2 NPT	TAD.5114.228	22	43.0	13.0	6.850
AD HN 50-3/4-3/4 NPT	TAD.5114.292	27	48.0	21.0	7.371
AD HN 50-1-1 NPT	TAD.5114.414	36	52.0	26.0	13.760

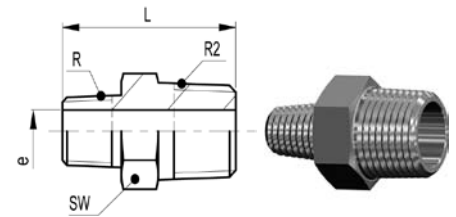
Doppelnippel NPT-NPT Mamelon double NPT-NPT Hex nipple NPT-NPT



AD HN 50 NPT-NPT

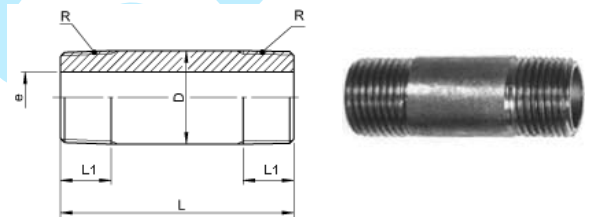
Type -RNPT	Mat.-Nr.	SW	L	e	kg/100
RNPT=NPT Gewinde	RNPT=Filetage NPT			RNPT=NPT thread	
AD HN 50-1/8 NPT-1/8 NPT	TAD.5111.042	12	25.0	6.0	1.113
AD HN 50-1/4 NPT-1/4 NPT	TAD.5111.104	14	31.0	8.0	2.141
AD HN 50-3/8 NPT-3/8 NPT	TAD.5111.166	17	33.0	10.5	3.340
AD HN 50-1/2 NPT-1/2 NPT	TAD.5111.228	22	43.0	13.0	6.949
AD HN 50-3/4 NPT-3/4 NPT	TAD.5111.292	27	48.0	21.0	7.457
AD HN 50-1 NPT-1 NPT	TAD.5111.414	36	52.0	26.0	13.698

Doppelnippel reduziert
Mamelon double réduit
Hex reducing nipple


AD HRN 50

Type -R-R2	Mat.-Nr.	SW	L	e	kg/100
AD HRN 50-1/8-1/4	TAD.5110.044	14	28.0	6.0	1.830
AD HRN 50-1/8-3/8	TAD.5110.046	17	30.0	6.0	3.193
AD HRN 50-1/8-1/2	TAD.5110.048	22	35.0	6.0	6.344
AD HRN 50-1/4-3/8	TAD.5110.106	17	33.0	8.0	3.308
AD HRN 50-1/4-1/2	TAD.5110.108	22	38.0	8.0	6.385
AD HRN 50-3/8-1/2	TAD.5110.168	22	38.0	10.5	6.128
AD HRN 50-1/2-3/4	TAD.5110.232	27	46.5	13.0	11.548
AD HRN 50-1/2-1	TAD.5110.236	36	48.5	13.0	20.172
AD HRN 50-3/4-1	TAD.5110.296	36	50.0	21.0	15.600

Rohrdoppelnippel
Adaptateur mâle
Barrel nipple


AD CN 50

Type -R	Mat.-Nr.	L	L1	D	e	kg/100
AD CN 50-1/8 X40	TAD.5150.021	40.0	8.0	10.0	6.0	1.400
AD CN 50-1/8 X60	TAD.5150.023	60.0	8.0	10.0	6.0	2.200
AD CN 50-1/4 X40	TAD.5150.042	40.0	9.0	14.0	9.0	2.400
AD CN 50-1/4 X60	TAD.5150.045	60.0	9.0	14.0	9.0	2.860
AD CN 50-1/4 X80	TAD.5150.049	80.0	9.0	14.0	9.0	5.700
AD CN 50-1/4 X100	TAD.5150.053	100.0	9.0	14.0	9.0	7.100
AD CN 50-1/4 X150	TAD.5150.058	150.0	9.0	14.0	9.0	8.000
AD CN 50-3/8x60	TAD.5150.060	60.0	12.0	17.0	12.0	4.000
AD CN 50-1/2 X40	TAD.5150.082	40.0	13.0	21.0	16.0	3.600
AD CN 50-1/2 X60	TAD.5150.084	60.0	13.0	21.0	16.0	5.970
AD CN 50-1/2 X80	TAD.5150.086	80.0	13.0	21.0	16.0	8.100
AD CN 50-1/2 X100	TAD.5150.088	100.0	13.0	21.0	16.0	11.050
AD CN 50-1/2 X150	TAD.5150.093	150.0	13.0	21.0	16.0	15.900
AD CN 50-3/4 X80	TAD.5150.126	80.0	17.0	27.0	20.0	10.850
AD CN 50-3/4 X100	TAD.5150.128	100.0	17.0	27.0	20.0	12.800
AD CN 50-3/4 X150	TAD.5150.134	150.0	17.0	27.0	20.0	20.300
AD CN 50-1 X60	TAD.5150.162	60.0	17.0	34.0	28.0	11.600
AD CN 50-1 X80	TAD.5150.164	80.0	17.0	34.0	28.0	13.300
AD CN 50-1 X100	TAD.5150.166	100.0	17.0	34.0	28.0	14.900
AD CN 50-1 X150	TAD.5150.171	150.0	17.0	34.0	28.0	32.200
AD CN 50-1 X180	TAD.5150.174	180.0	17.0	34.0	28.0	38.600
AD CN 50-1 X200	TAD.5150.176	200.0	17.0	34.0	28.0	43.700

Rohrnippel

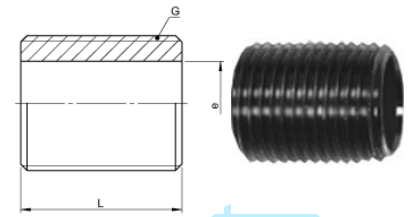
kurz

Mamelon

court

Double nipple

short



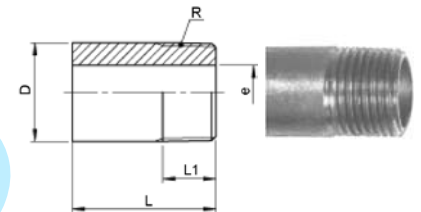
AD CNS 50

Type -G	Mat.-Nr.	L	e	kg/100
AD CNS 50- $\frac{1}{4}$	TAD.5180.104	18.0	9.0	0.600
AD CNS 50- $\frac{3}{8}$	TAD.5180.166	22.0	12.0	1.070
AD CNS 50- $\frac{1}{2}$	TAD.5180.228	25.0	16.0	1.440
AD CNS 50- $\frac{3}{4}$	TAD.5180.292	30.0	22.0	2.650

Rohranschweissnippel

Raccord à souder

Weld-on nipple



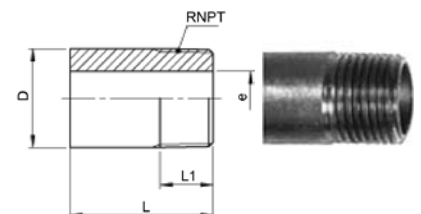
AD CNW 50

Type -R	Mat.-Nr.	L	l1	D	e	kg/100
AD CNW 50- $\frac{1}{8}$	TAD.5170.020	30.0		10.0	6.0	0.900
AD CNW 50- $\frac{1}{4}$	TAD.5170.040	30.0		13.5	9.0	1.100
AD CNW 50- $\frac{3}{8}$	TAD.5170.060	30.0		17.0	12.0	1.760
AD CNW 50- $\frac{1}{2}$	TAD.5170.080	35.0		21.0	16.5	3.600
AD CNW 50- $\frac{3}{4}$	TAD.5170.120	40.0		27.0	21.5	5.200
AD CNW 50-1	TAD.5170.160	40.0		34.0	28.0	5.250

Rohranschweissnippel NPT

Raccord à souder NPT

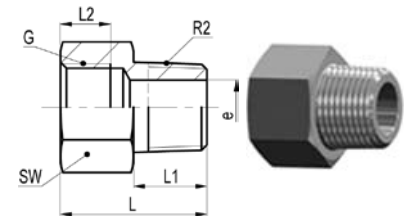
Weld-on nipple NPT



AD CNW 50 NPT

Type -RNPT	Mat.-Nr.	L	l1	D	e	kg/100
RNPT=NPT Gewinde	RNPT=Filetage NPT			RNPT=NPT thread		
AD CNW 50- $\frac{1}{8}$ NPT	TAD.5171.020	30.0	8.5	10.0	6.0	0.720
AD CNW 50- $\frac{1}{4}$ NPT	TAD.5171.040	30.0	12.5	13.5	8.8	1.140
AD CNW 50- $\frac{3}{8}$ NPT	TAD.5171.060	30.0	12.0	17.0	12.0	2.100
AD CNW 50- $\frac{1}{2}$ NPT	TAD.5171.080	35.0	13.0	21.0	16.5	2.400
AD CNW 50- $\frac{3}{4}$ NPT	TAD.5171.120	40.0	17.5	27.0	22.0	3.320
AD CNW 50-1 NPT	TAD.5171.160	40.0	21.0	33.5	27.5	5.010

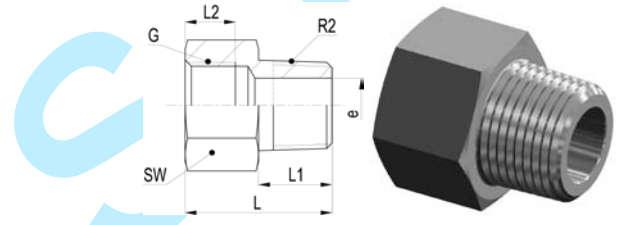
**Adapter
Adaptateur
Adapter**



AD A 50

Type -G-R2	Mat.-Nr.	SW	L	L1	L2	e	kg/100
AD A 50-1/8-1/8	TAD.5120.042	14	21.0	9.5	8.0	6.0	1.226
AD A 50-1/4-1/4	TAD.5120.104	17	26.0	12.5	9.0	8.0	2.192
AD A 50-3/8-3/8	TAD.5120.166	22	27.0	12.5	9.5	10.5	3.698
AD A 50-1/2-1/2	TAD.5120.228	27	35.0	17.5	11.5	13.0	7.183
AD A 50-3/4-3/4	TAD.5120.292	32	40.0	19.0	14.0	21.0	9.166
AD A 50-1-1	TAD.5120.414	41	45.0	21.0	17.0	26.0	17.524

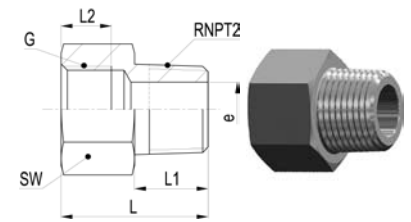
**Adapter reduziert
Adaptateur réduit
Reducing adapter**



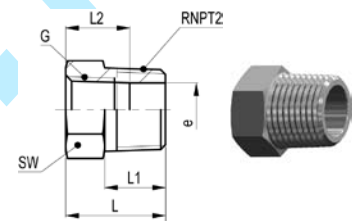
AD RA 50 G-R

Type -G-R2	Mat.-Nr.	SW	L	L1	L2	e	kg/100
AD RA 50-1/4-1/8	TAD.5120.102	17	23.0	9.5	9.0	6.0	1.776
AD RA 50-3/8-1/4	TAD.5120.164	22	28.0	12.5	9.5	8.0	3.586
AD RA 50-1/2-1/4	TAD.5120.224	27	31.0	12.5	11.5	8.0	5.815
AD RA 50-1/2-3/8	TAD.5120.226	27	30.0	12.5	11.5	10.5	5.780
AD RA 50-3/4-1/2	TAD.5120.288	32	39.0	17.5	14.0	13.0	9.662
AD RA 50-1-1/2	TAD.5120.408	41	45.0	17.5	17.0	13.0	18.781
AD RA 50-1-3/4	TAD.5120.412	41	45.0	19.0	17.0	21.0	17.126

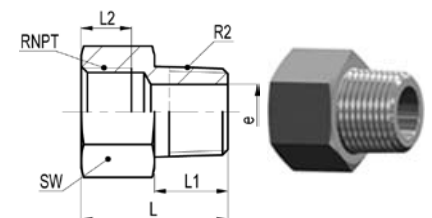
KONV

Übergangs-Adapter reduziert G-NPT
Adaptateur inégal réduit G-NPT
Conversion reducing adapter G-NPT

AD RA 50 G-NPT

Type -G-RNPT2	Mat.-Nr.	SW	L	L1	L2	e	kg/100
RNPT2=NPT Gewinde		RNPT2=Filetage NPT			RNPT2=NPT thread		
AD RA 50-1/4-1/8 NPT	TAD.5124.102	17	23.0	9.5	9.0	6.0	1.827
AD RA 50-3/8-1/4 NPT	TAD.5124.164	22	28.0	12.5	9.5	8.0	3.666
AD RA 50-1/2-1/4 NPT	TAD.5124.224	27	31.0	12.5	11.5	8.0	5.895
AD RA 50-1/2-3/8 NPT	TAD.5124.226	27	30.0	12.5	11.5	10.5	5.868
AD RA 50-3/4-1/2 NPT	TAD.5124.288	32	39.0	17.5	14.0	13.0	9.759
AD RA 50-1-3/4 NPT	TAD.5124.412	41	45.0	19.0	17.0	21.0	17.213

Übergangs-Reduziernippel G-NPT
Réduction inégale G-NPT
Conversion hex bushing G-NPT

AD RB 50 G-NPT

Type -G-RNPT2	Mat.-Nr.	SW	L	L1	L2	e	kg/100
RNPT2=NPT Gewinde		RNPT2=Filetage NPT			RNPT2=NPT thread		
AD RB 50-1/8-1/4 NPT	TAD.5134.044	14	18.5	12.5	8.0	8.6	1.220
AD RB 50-1/8-3/8 NPT	TAD.5134.046	17	20.5	12.5	8.0	8.6	2.537
AD RB 50-1/8-1/2 NPT	TAD.5134.048	22	25.5	17.5	8.0	8.6	5.600
AD RB 50-1/4-3/8 NPT	TAD.5134.106	17	20.5	12.5	9.0	11.4	1.879
AD RB 50-1/4-1/2 NPT	TAD.5134.108	22	25.5	17.5	9.0	11.4	4.791
AD RB 50-1/4-3/4 NPT	TAD.5134.110	27	29.0	19.0	9.0	11.4	9.660
AD RB 50-3/8-1/2 NPT	TAD.5134.168	22	25.5	17.5	9.5	15.0	3.490
AD RB 50-1/2-3/4 NPT	TAD.5134.232	27	29.0	19.0	11.5	18.6	6.165
AD RB 50-3/4-1 NPT	TAD.5134.296	36	31.0	21.0	14.0	24.1	10.445

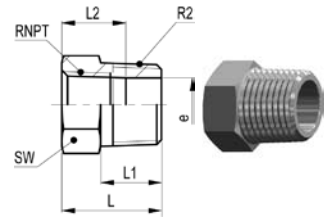
Übergangs-Adapter NPT-R
Adaptateur inégal NPT-R
Conversion adapter NPT-R

AD A 50 NPT-R

Type -RNPT-R2	Mat.-Nr.	SW	L	L1	L2	e	kg/100
RNPT=NPT Gewinde		RNPT=Filetage NPT			RNPT=NPT thread		
AD A 50-1/8 NPT-1/8	TAD.5125.042	14	21.0	9.5	10.0	6.0	1.239
AD A 50-1/4 NPT-1/4	TAD.5125.104	17	29.0	12.5	14.0	8.0	2.424
AD A 50-3/8 NPT-3/8	TAD.5125.166	22	29.0	12.5	14.0	10.5	3.800
AD A 50-1/2 NPT-1/2	TAD.5125.228	27	38.0	17.5	18.0	13.0	8.108
AD A 50-3/4 NPT-3/4	TAD.5125.292	32	43.0	19.0	20.0	21.0	10.371
AD A 50-1 NPT-1	TAD.5125.414	36	45.0	21.0	23.0	26.0	12.020

Übergangs-Reduziernippel NPT-R

Réduction inégale NPT-R

Conversion hex bushing NPT-R



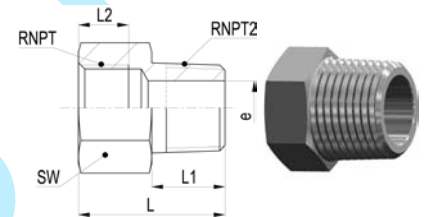
AD RB 50 NPT-R

Type -RNPT -R2	Mat.-Nr.	SW	L	L1	L2	e	kg/100
RNPT=NPT Gewinde	RNPT=Filetage NPT				RNPT=NPT thread		
AD RB 50-1/8 NPT-1/4	TAD.5135.044	14	18.5	12.5	6.7	8.4	1.142
AD RB 50-1/4 NPT-3/8	TAD.5135.106	17	20.5	12.5	10.2	10.8	1.869
AD RB 50-1/4 NPT-1/2	TAD.5135.108	22	25.5	17.5	10.2	10.8	4.802
AD RB 50-1/2 NPT-3/4	TAD.5135.232	27	29.0	19.0	13.5	17.7	6.418

Adapter reduziert NPT-NPT

Adaptateur réduit NPT-NPT

Reducing adapter NPT-NPT



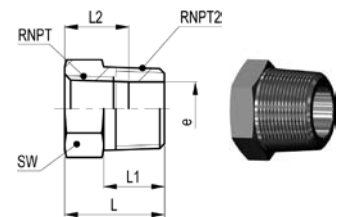
AD RA 50 NPT-NPT

Type -RNPT -RNPT2	Mat.-Nr.	SW	L	L1	L2	e	kg/100
RNPT=NPT Gewinde	RNPT=Filetage NPT				RNPT=NPT thread		
RNPT2=NPT Gewinde	RNPT2=Filetage NPT				RNPT2=NPT thread		
AD RA 50-1/4 NPT -1/8 NPT	TAD.5121.102	17	26.0	9.5	10.2	6.0	2.150
AD RA 50-3/8 NPT -1/4 NPT	TAD.5121.164	22	30.0	12.5	10.3	8.0	3.920
AD RA 50-1/2 NPT -1/4 NPT	TAD.5121.224	27	35.0	12.5	13.5	8.0	7.505
AD RA 50-1/2 NPT -3/8 NPT	TAD.5121.226	27	35.0	12.5	13.5	10.5	7.866
AD RA 50-3/4 NPT -1/2 NPT	TAD.5121.288	32	43.0	17.5	13.8	13.0	12.030
AD RA 50-1 NPT -1/2 NPT	TAD.5121.408	36	48.0	17.5	17.4	13.0	14.540
AD RA 50-1 NPT -3/4 NPT	TAD.5121.412	36	48.0	19.0	17.4	21.0	13.110

Reduziernippel NPT-NPT

Réduction NPT-NPT

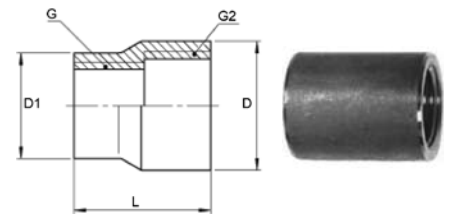
Hex bushing NPT-NPT



AD RB 50 NPT-NPT

Type -RNPT -RNPT2	Mat.-Nr.	SW	L	L1	L2	e	kg/100
RNPT=NPT Gewinde	RNPT=Filetage NPT				RNPT=NPT thread		
RNPT2=NPT Gewinde	RNPT2=Filetage NPT				RNPT2=NPT thread		
AD RB 50-1/8 NPT -1/4 NPT	TAD.5131.044	14	18.5	12.5	6.7	8.4	1.280
AD RB 50-1/8 NPT -3/8 NPT	TAD.5131.046	17	20.5	12.5	6.7	8.4	2.660
AD RB 50-1/4 NPT -3/8 NPT	TAD.5131.106	17	20.5	12.5	10.2	10.8	2.070
AD RB 50-1/4 NPT -1/2 NPT	TAD.5131.108	22	25.5	17.5	10.2	10.8	5.150
AD RB 50-3/8 NPT -1/2 NPT	TAD.5131.168	22	25.5	17.5	10.3	13.9	3.980
AD RB 50-1/2 NPT -3/4 NPT	TAD.5131.232	27	29.0	19.0	13.5	17.7	6.820
AD RB 50-1/2 NPT -1 NPT	TAD.5131.236	36	31.0	21.0	13.5	17.7	15.510
AD RB 50-3/4 NPT -1 NPT	TAD.5131.296	36	31.0	21.0	13.8	22.5	11.920

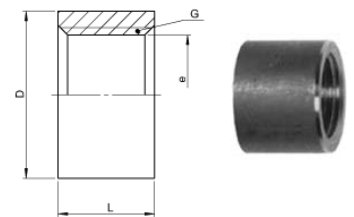
Muffe
Manchon
Adapter



AD C 50

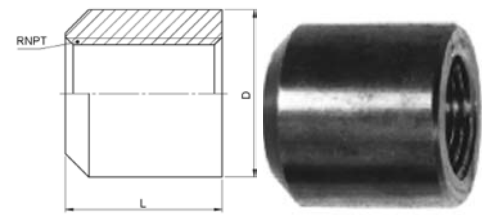
Type -G-G2	Mat.-Nr.	L	D	D1	kg/100
AD C 50-1/8-1/8	TAD.5140.042	17.0	14.0		1.150
AD C 50-1/8-1/4	TAD.5140.044	25.0	18.0	15.0	2.540
AD C 50-1/4-1/4	TAD.5140.104	25.0	18.0		2.150
AD C 50-1/4-3/8	TAD.5140.106	30.0	22.5	17.5	5.140
AD C 50-1/4-1/2	TAD.5140.108	37.0	28.0	18.0	8.600
AD C 50-3/8-3/8	TAD.5140.166	27.0	22.0		3.600
AD C 50-3/8-1/2	TAD.5140.168	34.0	28.0	22.0	7.660
AD C 50-1/2-1/2	TAD.5140.228	34.0	27.0		5.760
AD C 50-1/2-3/4	TAD.5140.232	39.0	33.0	27.0	13.860
AD C 50-3/4-3/4	TAD.5140.292	36.0	33.0		8.600
AD C 50-3/4-1	TAD.5140.296	45.0	40.0	33.0	26.340
AD C 50-3/4-1 1/4	TAD.5140.298	50.0	50.0	33.0	29.310
AD C 50-1-1	TAD.5140.414	43.0	40.0		15.250
AD C 50-1-1 1/4	TAD.5140.418	50.0	50.0	40.0	34.420

Halbe Muffe
Manchon court
Coupling short

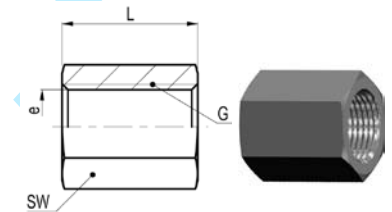


AD CS 50

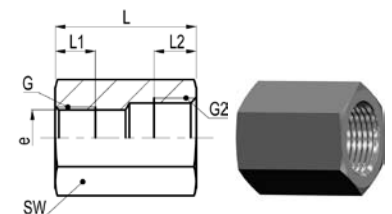
Type -G	Mat.-Nr.	L	D	kg/100
AD CS 50-1/8	TAD.5200.042	8.0	14.0	
AD CS 50-1/4	TAD.5200.104	11.0	17.0	0.900
AD CS 50-3/8	TAD.5200.166	12.0	22.0	1.550
AD CS 50-1/2	TAD.5200.228	15.0	27.0	2.600
AD CS 50-3/4	TAD.5200.292	17.0	32.0	3.670
AD CS 50-1	TAD.5200.414	19.0	40.0	6.100

Hochdruckanschweissmuffe
Manchon haute pression à souder
High-pressure weld-on adaptor

AD FCW 50

Type -RNPT	Mat.-Nr.	L	D	kg/100
RNPT=NPT Gewinde	RNPT=Filetage NPT		RNPT=NPT thread	
AD FCW 50-1/8 NPT	TAD.5161.042	21.0	20.0	1.250
AD FCW 50-1/4 NPT	TAD.5161.104	25.0	25.0	2.160
AD FCW 50-3/8 NPT	TAD.5161.166	30.0	25.0	7.000
AD FCW 50-1/2 NPT	TAD.5161.228	30.0	32.0	7.240
AD FCW 50-1 NPT	TAD.5161.414	40.0	50.0	37.400

Sechskant-Muffe
Manchon double
Hex coupling

AD HC 50

Type -G	Mat.-Nr.	SW	L	e	kg/100
AD HC 50-1/8-1/8	TAD.5100.042	17	17.0	8.6	2.278
AD HC 50-1/4-1/4	TAD.5100.104	22	25.0	11.4	5.500
AD HC 50-3/8-3/8	TAD.5100.166	22	26.0	15.0	4.391
AD HC 50-1/2-1/2	TAD.5100.228	27	34.0	18.6	8.425
AD HC 50-3/4-3/4	TAD.5100.292	32	36.0	24.1	10.686
AD HC 50-1-1	TAD.5100.414	46	43.0	30.3	33.192

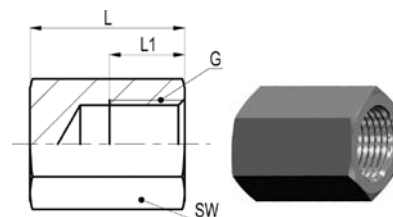
Sechskant-Muffe reduziert
Manchon double réduit
Hex reducing coupling

AD HRC 50

Type -G -G2	Mat.-Nr.	SW	L	L1	L2	e	kg/100
AD HRC 50-1/8-1/4	TAD.5100.044	22	25.0	8.0	9.0	8.6	5.938
AD HRC 50-1/8-3/8	TAD.5100.046	22	30.0	8.0	9.5	8.6	6.500
AD HRC 50-1/8-1/2	TAD.5100.048	27	41.0	8.0	11.5	8.6	14.097
AD HRC 50-1/4-3/8	TAD.5100.106	22	29.0	9.0	9.5	11.4	5.746
AD HRC 50-1/4-1/2	TAD.5100.108	27	40.0	9.0	11.5	11.4	12.941
AD HRC 50-3/8-1/2	TAD.5100.168	27	38.0	9.5	11.5	15.0	10.055
AD HRC 50-1/2-3/4	TAD.5100.232	32	41.0	11.5	14.0	18.6	15.200
AD HRC 50-1/2-1	TAD.5100.236	46	51.0	11.5	17.0	18.6	48.706

Rohrkappe

Capuchon femelle

Hex cap



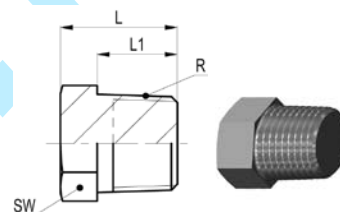
AD HCP 50

Type -G	Mat.-Nr.	SW	L	L1	kg/100
AD HCP 50-1/8	TAD.5000.020	17	19.0	8.0	2.757
AD HCP 50-1/4	TAD.5000.040	22	24.0	9.0	5.932
AD HCP 50-3/8	TAD.5000.060	22	27.0	9.5	5.875
AD HCP 50-1/2	TAD.5000.080	27	37.0	11.5	12.700
AD HCP 50-3/4	TAD.5000.120	32	38.0	14.0	16.363
AD HCP 50-1	TAD.5000.160	46	44.0	17.0	43.193

Verschlussstopfen 6kt

Bouchon mâle

Hex plug



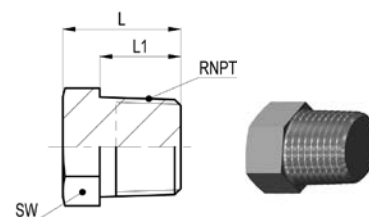
AD HP 50 R

Type -R	Mat.-Nr.	SW	L	L1	kg/100
AD HP 50-1/8	TAD.5020.020	12	15.5	9.5	1.017
AD HP 50-1/4	TAD.5020.040	14	18.5	12.5	1.892
AD HP 50-3/8	TAD.5020.060	17	20.5	12.5	3.289
AD HP 50-1/2	TAD.5020.080	22	25.5	17.5	6.548
AD HP 50-3/4	TAD.5020.120	27	29.0	19.0	11.671
AD HP 50-1	TAD.5020.160	36	31.0	21.0	20.534

Verschlussstopfen 6kt NPT

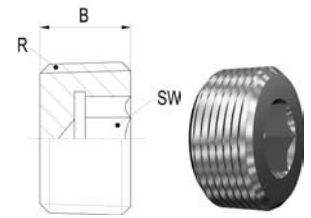
Bouchon mâle NPT

Hex plug NPT



AD HP 50 NPT

Type -RNPT	Mat.-Nr.	SW	L	L1	kg/100
RNPT=NPT Gewinde	RNPT=Filetage NPT			RNPT=NPT thread	
AD HP 50-1/8 NPT	TAD.5021.020	12	15.5	9.5	1.070
AD HP 50-1/4 NPT	TAD.5021.040	14	18.5	12.5	1.973
AD HP 50-3/8 NPT	TAD.5021.060	17	20.5	12.5	3.370
AD HP 50-1/2 NPT	TAD.5021.080	22	25.5	17.5	6.647
AD HP 50-3/4 NPT	TAD.5021.120	27	29.0	19.0	11.756
AD HP 50-1 NPT	TAD.5021.160	36	31.0	21.0	20.472

Verschlusschraube mit Innen 6kt
Bouchon d'obturation
Screw Plug

AD SP 50

Type -R	Mat.-Nr.	SW	B	kg/100
AD SP 50-1/8	TAD.5010.020	5	8.0	0.338
AD SP 50-1/4	TAD.5010.040	7	10.0	0.740
AD SP 50-3/8	TAD.5010.060	8	10.0	1.250
AD SP 50-1/2	TAD.5010.080	10	10.0	1.940
AD SP 50-3/4	TAD.5010.110	12	12.0	3.800
AD SP 50-1	TAD.5010.160	17	12.0	5.760

Verschlusschraube

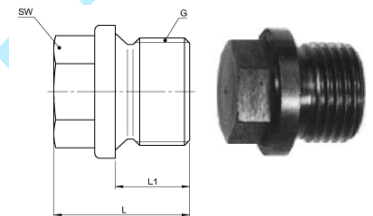
mit Aussen-6kt und Bund

Vis d'extrémité

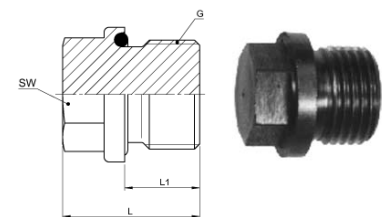
six pans extérieur

Screw plug

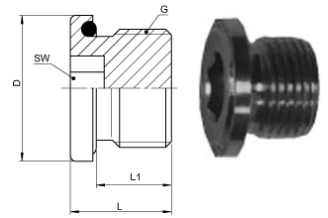
hexagon head


AD HPS 50

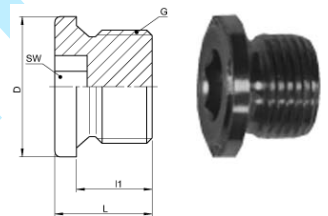
Type -G	Mat.-Nr.	SW	L	L1	kg/100
AD HPS 50-1/8	TAD.5030.020	10	17.0	8.0	1.160
AD HPS 50-1/4	TAD.5030.040	13	21.0	12.0	2.600
AD HPS 50-3/8	TAD.5030.060	17	21.0	12.0	3.960
AD HPS 50-1/2	TAD.5030.080	19	26.5	14.0	6.960
AD HPS 50-3/4	TAD.5030.120	24	30.0	16.0	12.620
AD HPS 50-1	TAD.5030.160	27	32.0	16.0	19.900

Verschlusschraube mit O-Ring
Bouchon d'obturation avec joint torique
Screw plug with O-Ring

AD HPO 50

Type -G	Mat.-Nr.	SW	L	L1	kg/100
AD HPO 50-1/8	TAD.5040.020	10	17.0	8.0	1.180
AD HPO 50-1/4	TAD.5040.040	13	21.0	12.0	2.280
AD HPO 50-3/8	TAD.5040.060	17	21.0	12.0	3.780
AD HPO 50-1/2	TAD.5040.080	19	26.0	14.0	7.000

Verschlusschraube mit O-Ring (FPM)
Bouchon d'obturation avec joint torique (FPM)
Screw plug with O-Ring (FPM)

AD HSPO 50

Type -G	Mat.-Nr.	SW	L	L1	D	kg/100
AD HSPO 50-1/8-FPM	TAD.5050.020	5	11.0	8.0	14.0	0.610
AD HSPO 50-1/4-FPM	TAD.5050.040	6	15.0	12.0	18.0	1.410
AD HSPO 50-3/8-FPM	TAD.5050.060	8	15.0	12.0	18.0	2.200
AD HSPO 50-1/2-FPM	TAD.5050.080	10	18.0	14.0	26.0	4.130
AD HSPO 50-3/4-FPM	TAD.5050.120	12	20.0	16.0	32.0	7.380

Verschlusschraube mit Innen-6kt
Vis d'extrémité six pans creux
Hexagon socket screw plug

AD HSP 50

Type -G	Mat.-Nr.	SW	L	L1	D	kg/100
AD HSP 50-1/8	TAD.5070.020	5	11.0	8.0	14.0	0.650
AD HSP 50-1/4	TAD.5070.040	6	15.0	12.0	18.0	1.470
AD HSP 50-3/8	TAD.5070.060	8	15.0	12.0	22.0	2.320
AD HSP 50-1/2	TAD.5070.080	10	18.0	14.0	26.0	4.350
AD HSP 50-3/4	TAD.5070.120	12	20.0	16.0	32.0	7.700
AD HSP 50-1	TAD.5070.160	17	21.0	16.0	39.0	12.000

Sechskant-Kontermutter
Ecrou à six pans
Hex counternut

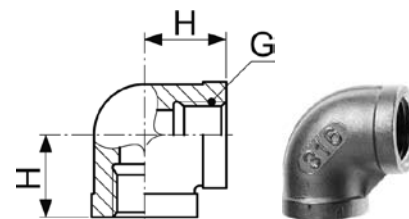
AD HCN 50

Type -G	Mat.-Nr.	SW	s	kg/100
AD HCN 50-1/8	TAD.5900.042	19	6.00	1.200
AD HCN 50-1/4	TAD.5900.104	22	6.00	1.430
AD HCN 50-3/8	TAD.5900.166	27	7.00	2.370
AD HCN 50-1/2	TAD.5900.228	32	8.00	3.000
AD HCN 50-3/4	TAD.5900.292	36	9.00	4.260

Aufschraub-Winkel

Coude double femelle

Female elbow



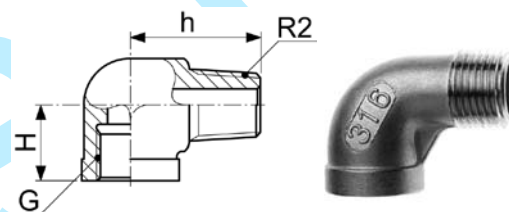
AD FE 51

Type -G	Mat.-Nr.	H	kg/100
AD FE 51-1/8-1/8	TAD.5300.042	20.0	3.700
AD FE 51-1/4-1/4	TAD.5300.104	18.0	5.100
AD FE 51-3/8-3/8	TAD.5300.166	23.0	6.600
AD FE 51-1/2-1/2	TAD.5300.228	27.0	9.000
AD FE 51-3/4-3/4	TAD.5300.292	32.0	19.100
AD FE 51-1-1	TAD.5300.414	33.0	27.800

Einschraub-/Aufschraub-Winkel

Coude femelle - mâle

Street elbow



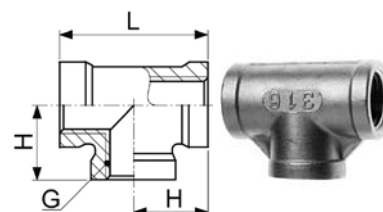
AD SE 51

Type -G -R2	Mat.-Nr.	H	h	kg/100
AD SE 51-1/8-1/8	TAD.5320.042	20.0	26.0	2.800
AD SE 51-1/4-1/4	TAD.5320.104	19.0	30.0	3.600
AD SE 51-3/8-3/8	TAD.5320.166	22.0	35.0	6.500
AD SE 51-1/2-1/2	TAD.5320.228	26.0	41.0	11.200
AD SE 51-3/4-3/4	TAD.5320.292	32.0	40.0	16.100
AD SE 51-1-1	TAD.5320.414	38.0	54.0	25.600

Aufschraub-T

Té triple femelle

Female Tee



AD FT 51

Type -G	Mat.-Nr.	L	H	kg/100
AD FT 51-1/8-1/8-1/8	TAD.5400.060	42.0	20.0	3.000
AD FT 51-1/4-1/4-1/4	TAD.5400.160	38.0	19.0	7.300
AD FT 51-3/8-3/8-3/8	TAD.5400.350	48.0	24.0	10.100
AD FT 51-1/2-1/2-1/2	TAD.5400.450	54.0	27.0	16.400
AD FT 51-3/4-3/4-3/4	TAD.5400.520	63.0	31.5	22.500
AD FT 51-1-1-1	TAD.5400.650	72.0	36.0	37.000

6kt-Nippel

mit einseitigem 60°-Innenkonus, andere Seite Innengewinde

Raccord six pans

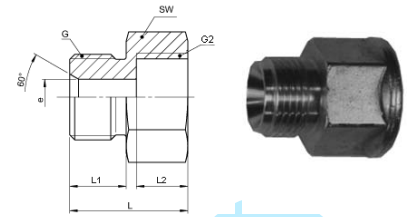
à cône intérieur 60°, filetage intérieur sur un côté

Hexagon nipple

with 60° internal taper on 1 side, internal thread on other

ADH A 50

Type -G -G2	Mat.-Nr.	SW	L	L1	L2	e	kg/100
ADH A 50- $\frac{3}{8}$ - $\frac{3}{8}$	496.5320.166	22	26.0	11.0	10.0	9.0	3.870
ADHA 50- $\frac{1}{2}$ - $\frac{1}{2}$	496.5320.228	27	29.0	12.0	13.0	12.0	6.110



6kt-Doppelnippel

beidseitig 60°-Innenkonus

Raccord six pans

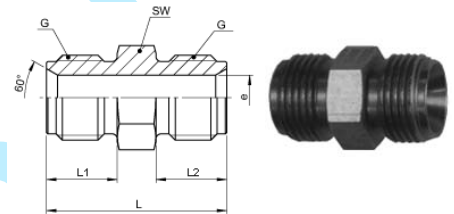
à cône intérieur 60° des deux côtés

Hexagon barrel nipple

60° internal taper on both sides

ADH HNC 50

Type -G	Mat.-Nr.	SW	L	L1	L2	e	kg/100
ADH HNC 50- $\frac{1}{4}$ - $\frac{1}{4}$	496.5100.104	17	28.0	11.0	11.0	8.5	1.490
ADH HNC 50- $\frac{3}{8}$ - $\frac{3}{8}$	496.5100.166	14	28.0	11.0	11.0	7.5	2.560



Doppelnippel

mit einseitigem 60°-Innenkonus, andere Seite kegeliges Aussengewind

Raccord double

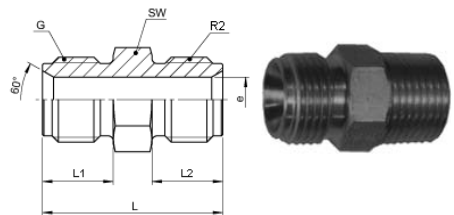
à cône intérieur 60°, filetage extérieur sur un côté

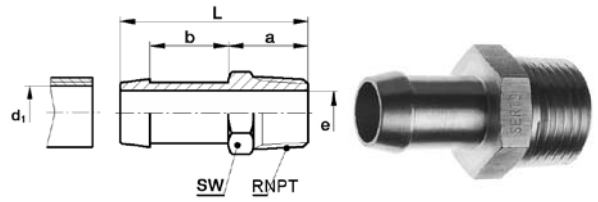
Barrel nipple

with 60° internal taper on 1 side, tapered external thread on other

ADH HNIC 50

Type -G -R2	Mat.-Nr.	SW	L	L1	L2	e	kg/100
ADH HNIC 50- $\frac{1}{8}$ - $\frac{1}{8}$	496.5210.042	10	22.0	10.0	8.0	4.0	0.760
ADH HNIC 50- $\frac{1}{4}$ - $\frac{1}{4}$	496.5210.104	14	28.0	10.0	11.0	7.5	1.120
ADH HNIC 50- $\frac{3}{8}$ - $\frac{3}{8}$	496.5210.166	17	30.0	11.0	12.0	10.0	3.280
ADH HNIC 50- $\frac{1}{2}$ - $\frac{1}{2}$	496.5210.228	22	34.0	11.5	13.0	12.0	5.480
ADH HNIC 50- $\frac{3}{4}$ - $\frac{3}{4}$	496.5210.292	27	38.0	13.0	15.0	17.0	9.000



Einschraubtülle NPT
Douille canellée à visser NPT
Male adaptor hose nozzle NPT

SO 50511 NPT

Type -d1 -RNPT	Mat.-Nr.	SW	L	a	b	e	kg/100
RNPT=NPT Gewinde	RNPT=Filetage NPT			RNPT=NPT thread			
SO 50511-4-1/8 NPT	056.0512.060	12	25.5	14.5	8.0	3.0	1.000
SO 50511-4-1/4 NPT	056.0512.065	14	30.5	19.5	8.0	3.0	1.990
SO 50511-6-1/8 NPT	056.0512.100	12	31.5	14.5	12.0	4.0	1.200
SO 50511-6-1/4 NPT	056.0512.110	14	36.5	19.5	12.0	4.0	2.190
SO 50511-8-1/8 NPT	056.0512.160	12	31.5	14.5	12.0	6.0	1.170
SO 50511-8-1/4 NPT	056.0512.170	14	36.5	19.5	12.0	6.5	2.180
SO 50511-10-1/4 NPT	056.0512.270	14	38.5	19.5	14.0	7.0	2.500
SO 50511-10-3/8 NPT	056.0512.280	17	39.0	20.0	14.0	7.0	2.700
SO 50511-10-1/2 NPT	056.0512.285	22	45.0	26.0	14.0	7.0	5.530
SO 50511-13-3/8 NPT	056.0512.450	17	41.0	20.0	15.0	10.0	3.600
SO 50511-13-1/2 NPT	056.0512.454	22	47.0	26.0	15.0	10.0	5.830
SO 50511-16-1/2 NPT	056.0512.566	22	52.0	26.0	18.0	13.0	6.620
SO 50511-19-1/2 NPT	056.0512.676	22	52.0	26.0	18.0	14.0	6.460
SO 50511-19-3/4 NPT	056.0512.678	30	55.0	29.0	18.0	16.0	10.330
SO 50511-25-3/4 NPT	056.0512.805	30	59.0	29.0	20.0	19.0	9.850
SO 50511-25-1 NPT	056.0512.810	36	63.0	33.0	20.0	22.0	16.500

d1=entspricht dem Innen-Ø des Schlauches

d1=correspond au Ø intérieur du tuyau

d1=corresponds to the inside diameter of the hose

Verteilerleisten**Éléments de distribution****Distributor elements****Eigenschaften, Besonderheiten**

- viele Anschlussmöglichkeiten

Anwendung

Luft- und Flüssigkeitsverteiler

Einsatz sowohl im Bereich der pneumatischen Steuerungsanlagen als auch in der chemischen Industrie.

Werkstoff

PVDF

Généralités

- multiples possibilités de raccordements

Application

air et fluides

Application dans le domaine des installations de commande pneumatiques et aussi dans l'industrie chimique.

Matériaux

PVDF

Characteristics, specialities

- many possible combinations

Application

air and liquid

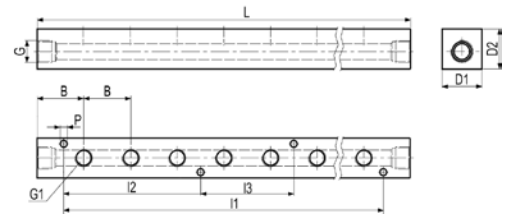
Application in the field of pneumatic control system and in the chemical industry.

Material

PVDF

KOVARZ S.r.l.

Verteilerleiste PVDF
Distributeur PVDF
Manifolds PVDF



MF 21

Type -G -G1 -A	Mat.-Nr.	B	D	L	L1	L2	L3	L4	P	kg/10
MF 21-3/8-1/4-5	186.2132.050	35.0	30.0	210.0	170.0			20.0	5.2	2.560
MF 21-3/8-1/4-8	186.2132.080	35.0	30.0	315.0	275.0	102.5	70.0	20.0	5.2	4.100
MF 21-3/8-1/4-12	186.2132.120	35.0	30.0	445.0	415.0	137.5	140.0	20.0	5.2	6.150

A = Abgänge

Die Verteilerleisten können mit Verschraubungen und Ventilen aus unserem PVDF-Programm kombiniert werden.

Im Falle von weniger oder zusätzlichen Anschlüssen werden PVDF-Verschlussstopfen oder PVDF Doppelnippel zur Kombination mehrerer Leisten verwendet.

A = Départs

Les éléments de distribution peuvent être utilisés avec les raccords et robinets de notre gamme PVDF.

Dans le cas de moins de raccordements veuillez utiliser des bouchons de fermeture en PVDF. Dans le cas de raccordements additionnels veuillez utiliser des mamelons mâles pour la connexion de plusieurs éléments de distribution.

A = Outlets

The manifolds can be connected with the unions and valves of our PVDF product range.

In case of less or additional connections please use PVDF plugs or PVDF male adaptors in order to connect several manifolds.

KONVEX

KOVÁZ S.r.o.